FRAZIONI COMPLEMENTARI

1 Ogni figura rappresenta l'intero. Scrivi a sinistra la frazione corrispondente alla parte colorata e a destra la frazione complementare come nell'esempio.

Esempio:

$\frac{6}{10}$ 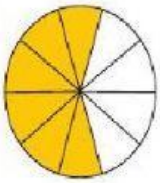 $\frac{4}{10}$

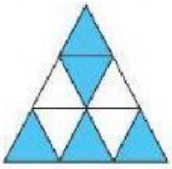





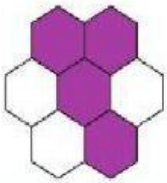

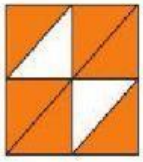

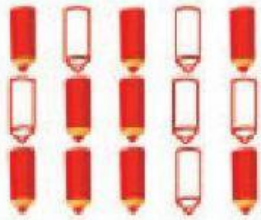



LIVEWORKSHEETS

2 Scrivi la frazione complementare. Osserva l'esempio.

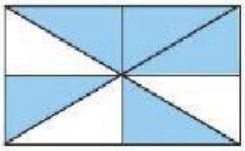

$\frac{5}{8} + \frac{3}{8} = \frac{8}{8}$

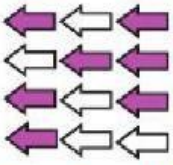

$\frac{7}{12} + \frac{5}{12} = \frac{12}{12}$

RICORDA!

Le frazioni complementari sono quelle frazioni la cui somma forma l'intero.

$\frac{3}{4} + \frac{\dots}{\dots} = \frac{\dots}{\dots}$ $\frac{7}{15} + \frac{\dots}{\dots} = \frac{\dots}{\dots}$ $\frac{5}{13} + \frac{\dots}{\dots} = \frac{\dots}{\dots}$ $\frac{12}{25} + \frac{\dots}{\dots} = \frac{\dots}{\dots}$

$\frac{3}{8} + \frac{\dots}{\dots} = \frac{\dots}{\dots}$ $\frac{5}{30} + \frac{\dots}{\dots} = \frac{\dots}{\dots}$ $\frac{24}{60} + \frac{\dots}{\dots} = \frac{\dots}{\dots}$ $\frac{18}{24} + \frac{\dots}{\dots} = \frac{\dots}{\dots}$

3 Colora nello stesso modo le frazioni complementari.

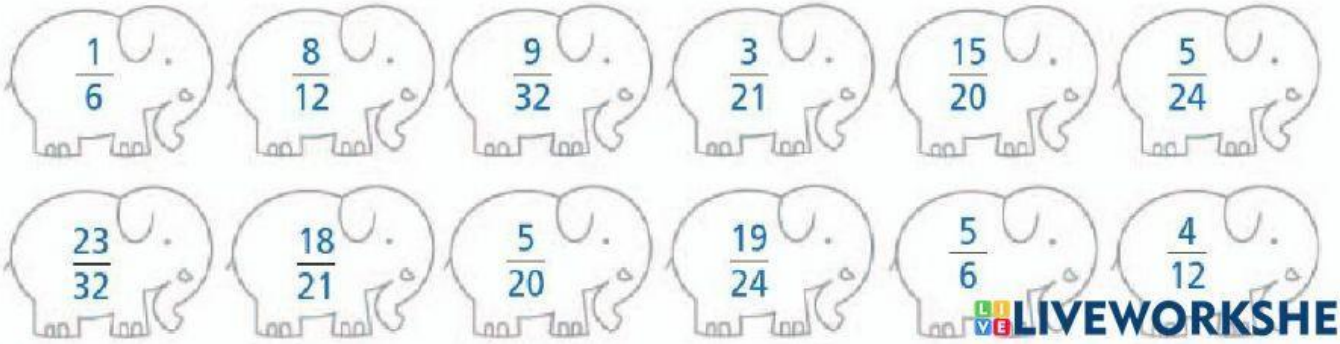

LIVEWORKSHEETS