


## Vocabulary: Match the Image

**Instructions:** Read the words and definitions below. Then draw lines connecting the words to the pictures that best match them.

Word	Line Connecting Word to Image	Image
<p><b>Recycle (verb)</b>   To use something again instead of throwing it away</p>		
<p><b>2. Environment (noun)</b>   The natural world around us, including air, water, and land.</p>		
<p><b>Pollution (noun)</b>   Dirty or harmful substances in the air, water, or land.</p>		
<p><b>4. Save (verb)</b>   To not waste something and use it carefully.</p>		
<p><b>5. Plant (verb)</b>   To put seeds or trees in the ground so they can grow.</p>		
<p><b>6. Reduce (verb)</b>   To make something less or smaller.</p>		
<p><b>7. Protect (verb)</b></p>		

👉 To keep something  
safe from harm or  
damage.cling



REDUCE REUSE RECYCLE



**Unscramble the Sentences: Protecting Our Environment**

**Directions:** Unscramble the words below to create a complete sentence about protecting the environment. Each sentence uses one of our key vocabulary words. Capitalize the first word and end with a period.

**Example:** [recycling / environment / helps / the / protect]

*Recycling helps protect the environment.*

1. [old / things / into / recycling / new / turns / products]

2. [trash / ends / less / up / in / landfills / we / when / recycle]

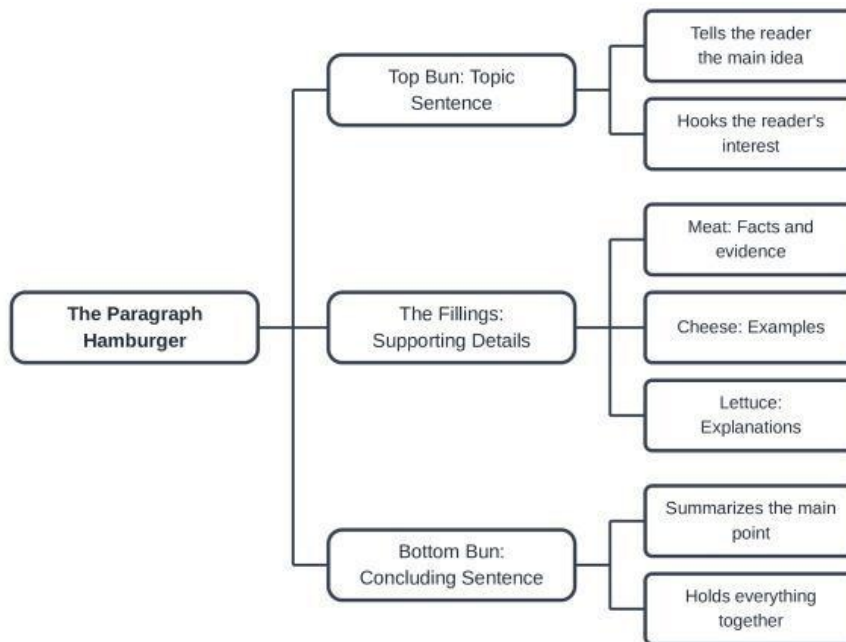
3. [nature / resources / found / in / are / natural / things]

4. [harmful / pollution / is / that / the / earth / dirties]

5. [important / it / is / to / water / conserve / every / day]

## The Anatomy of a Paragraph

Just like a delicious hamburger, a strong paragraph is built in layers. Each part has a specific job to do to make the whole paragraph satisfying and complete. Use this 'Hamburger Model' to understand how to structure your writing about the environment.



*The structure of a perfect paragraph*

Sample Paragraph: Why We Recycle	
Paragraph Part	Sentence Content
<b>Topic Sentence</b> (Top Bun)	<b>Recycling is one of the most effective ways that individuals can help protect our planet's environment.</b>
<b>Supporting Detail 1</b> (The Fillings)	First, recycling reduces the amount of waste that is sent to landfills, which prevents soil and water pollution.
<b>Supporting Detail 2</b> (The Fillings)	Additionally, using recycled materials to make new products saves a significant amount of energy compared to using raw resources.
<b>Supporting Detail 3</b> (The Fillings)	For example, recycling aluminum cans uses 95% less energy than making brand new ones from bauxite ore.
<b>Concluding Sentence</b> (Bottom Bun)	<b>By consistently recycling everyday items, we can conserve natural resources and ensure a cleaner world for the future.</b>

### Example Paragraph: Protecting Our Oceans

Pollution is a major threat to the health of our world's oceans and the creatures that live in them. **First**, millions of tons of plastic enter the sea every year, creating massive garbage patches that harm marine life. **In addition**, chemical runoff from farms and factories can create 'dead zones' where oxygen levels are too low for fish to survive. **For instance**, many sea turtles accidentally eat plastic bags because they mistake them for jellyfish, which can make them very sick. **Ultimately**, we must take immediate action to reduce waste and stop harmful chemicals from entering the water to ensure our oceans remain vibrant and healthy.

## Paragraph Planning Workshop

### Part 1: Crafting Strong Topic Sentences

A strong topic sentence does two things: it names your **topic** and states your **main idea** (what you want to say about that topic). It should be specific enough to guide the paragraph but broad enough to cover all your details.

**Practice: Write a topic sentence for each environmental theme below.**

**Theme 1: Plastic Pollution** (Focus on how it affects the ocean)

**Theme 2: Water Conservation** (Focus on why saving water at home matters)

**Theme 3: Local Wildlife** (Focus on protecting animals in your neighborhood)

### Part 2: Paragraph Graphic Organizer

Use this organizer to plan your full paragraph about protecting the environment. Remember the 'Hamburger Model': your topic sentence and concluding sentence are the buns that hold your supporting details together.

The Flow of a Strong Paragraph



*Plan your paragraph in a logical sequence.*

#### ✨ Transition Word Bank

Use these words to help your ideas flow smoothly: *First, Additionally, For example, Furthermore, Consequently, In conclusion.*



### **The Top Bun: Topic Sentence**

*State your main idea about protecting the environment clearly.*

 **The Filling: Supporting Details & Evidence**

*Provide three specific facts or examples to support your topic sentence.*

**Detail 1:**


--

**Detail 2:**

--

**Detail 3:**

--

 **The Bottom Bun: Concluding Sentence**

*Restate your main idea in a new way and wrap up your thoughts.*

--



## Drafting and Self-Check

### Final Draft: Protecting Our Environment

Use your completed Paragraph Graphic Organizer to write your final paragraph below. Remember to use transition words from your word bank (*First, Additionally, For example, Furthermore, Consequently, In conclusion*) to help your ideas flow smoothly.

### Self-Correction Rubric

Review your draft and check off each item once you have confirmed it is in your paragraph.

Requirement	Check
I included a clear <b>Topic Sentence</b> (Top Bun) that states my main idea.	
I included at least <b>three Supporting Details</b> (The Filling) with facts or examples.	
I used <b>Transition Words</b> to connect my ideas.	

I included a **Concluding Sentence** (Bottom Bun) that restates my main idea.