








Vocabulary: Match the Image

Instructions: Read the words and definitions below. Then draw lines connecting the words to the pictures that best match them.

Word	Line Connecting Word to Image	Image
<p>main idea</p> <p>The most important point or message in a piece of writing.</p>		
<p>landfills</p> <p>Places where trash is buried in the ground.</p>		
<p>conserve</p> <p>To protect something from being wasted or used up.</p>		
<p>environment</p> <p>The natural world around us, including air, water, and land.</p>		
<p>pollution</p> <p>Harmful things in the air, water, or land that make it dirty.</p>		
<p>natural resources</p> <p>Things found in nature that people use, like water, trees, and oil.</p>		
<p>recycling</p> <p>Turning old things into new things to use again.</p>		

Unscramble the Sentences: Protecting Our Environment

Directions: Unscramble the words below to create a complete sentence about protecting the environment. Each sentence uses one of our key vocabulary words. Capitalize the first word and end with a period.

Example: [recycling / environment / helps / the / protect]

Recycling helps protect the environment.

1. [old / things / into / recycling / new / turns / products]

2. [trash / ends / less / up / in / landfills / we / when / recycle]

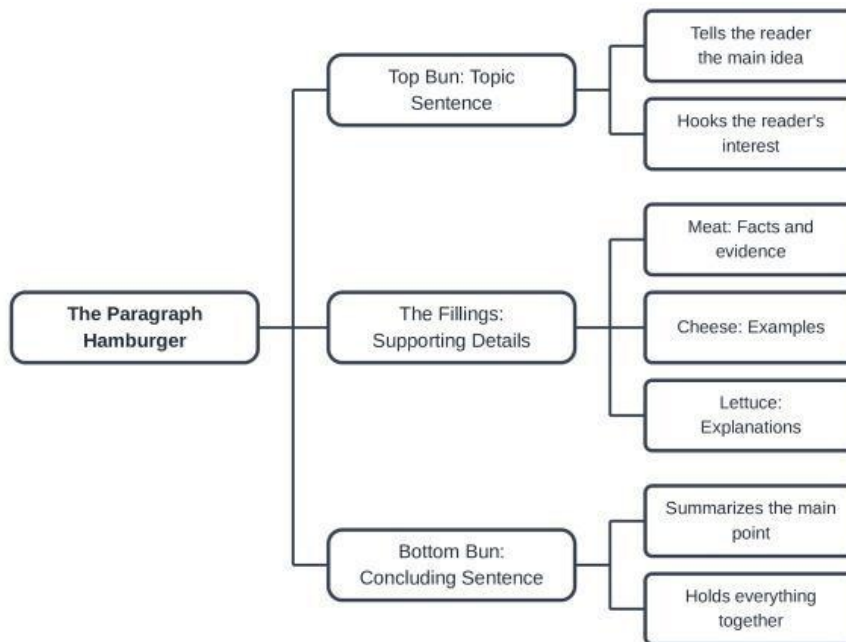
3. [nature / resources / found / in / are / natural / things]

4. [harmful / pollution / is / that / the / earth / dirties]

5. [important / it / is / to / water / conserve / every / day]

The Anatomy of a Paragraph

Just like a delicious hamburger, a strong paragraph is built in layers. Each part has a specific job to do to make the whole paragraph satisfying and complete. Use this 'Hamburger Model' to understand how to structure your writing about the environment.



The structure of a perfect paragraph

Sample Paragraph: Why We Recycle	
Paragraph Part	Sentence Content
Topic Sentence (Top Bun)	Recycling is one of the most effective ways that individuals can help protect our planet's environment.
Supporting Detail 1 (The Fillings)	First, recycling reduces the amount of waste that is sent to landfills, which prevents soil and water pollution.
Supporting Detail 2 (The Fillings)	Additionally, using recycled materials to make new products saves a significant amount of energy compared to using raw resources.
Supporting Detail 3 (The Fillings)	For example, recycling aluminum cans uses 95% less energy than making brand new ones from bauxite ore.
Concluding Sentence (Bottom Bun)	By consistently recycling everyday items, we can conserve natural resources and ensure a cleaner world for the future.

Example Paragraph: Protecting Our Oceans

Pollution is a major threat to the health of our world's oceans and the creatures that live in them. **First**, millions of tons of plastic enter the sea every year, creating massive garbage patches that harm marine life. **In addition**, chemical runoff from farms and factories can create 'dead zones' where oxygen levels are too low for fish to survive. **For instance**, many sea turtles accidentally eat plastic bags because they mistake them for jellyfish, which can make them very sick. **Ultimately**, we must take immediate action to reduce waste and stop harmful chemicals from entering the water to ensure our oceans remain vibrant and healthy.

Paragraph Planning Workshop

Part 1: Crafting Strong Topic Sentences

A strong topic sentence does two things: it names your **topic** and states your **main idea** (what you want to say about that topic). It should be specific enough to guide the paragraph but broad enough to cover all your details.

Practice: Write a topic sentence for each environmental theme below.

Theme 1: Plastic Pollution (Focus on how it affects the ocean)

Theme 2: Water Conservation (Focus on why saving water at home matters)

Theme 3: Local Wildlife (Focus on protecting animals in your neighborhood)

Part 2: Paragraph Graphic Organizer

Use this organizer to plan your full paragraph about protecting the environment. Remember the 'Hamburger Model': your topic sentence and concluding sentence are the buns that hold your supporting details together.

The Flow of a Strong Paragraph



Plan your paragraph in a logical sequence.

✨ Transition Word Bank

Use these words to help your ideas flow smoothly: *First, Additionally, For example, Furthermore, Consequently, In conclusion.*



The Top Bun: Topic Sentence

State your main idea about protecting the environment clearly.

 **The Filling: Supporting Details & Evidence**

Provide three specific facts or examples to support your topic sentence.

Detail 1:

--

Detail 2:

--

Detail 3:

--

 **The Bottom Bun: Concluding Sentence**

Restate your main idea in a new way and wrap up your thoughts.

--

Drafting and Self-Check

Final Draft: Protecting Our Environment

Use your completed Paragraph Graphic Organizer to write your final paragraph below. Remember to use transition words from your word bank (*First, Additionally, For example, Furthermore, Consequently, In conclusion*) to help your ideas flow smoothly.

Self-Correction Rubric

Review your draft and check off each item once you have confirmed it is in your paragraph.

Requirement	Check
I included a clear Topic Sentence (Top Bun) that states my main idea.	
I included at least three Supporting Details (The Filling) with facts or examples.	
I used Transition Words to connect my ideas.	

I included a **Concluding Sentence** (Bottom Bun) that restates my main idea.