Adeel HW: Linear inequalities and number lines

- **Due Thursday 19th February 2026**
- **Aim to complete this in one sitting**
- **Note that for Question 1, click and drag from one item to its match to connect them. The line is created automatically — no drawing tools are needed.**
- **Once you have finished, click on finish at the end of the document, and click on "email answers to teacher" and email *sadeedaminanjumaa@gmail.com***

1. Match up task: (Hint – remember that we read from left to right)

1.	>
2.	<
3.	≥
4.	≤

Less than or equal to
Greater than
Less than
Greater than or equal to

2. x is greater than -5 and is less than or equal to 3. Write this as an inequality, by dragging and dropping the correct elements together in the correct order

x	-5	3	>	<	≤	≥

3. a) Write the following inequality in words: 0 ≤ y < 4, by dragging and dropping the correct phrases to fill in the blanks

y is _____ 0 and _____ 4

greater than	less than	greater than or equal to	less than or equal to

b) Select all the possible values of y from the following list given 0 ≤ y < 4:

-5 -4 -3 -2 -1 0 1 2 3 4 5

LIVEWORKSHEETS

4. **Select the picture that best represents the following inequality: x < -3**

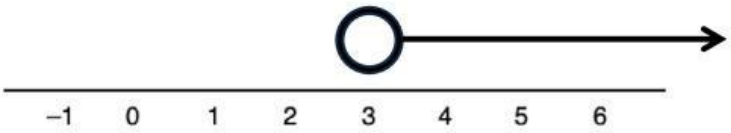

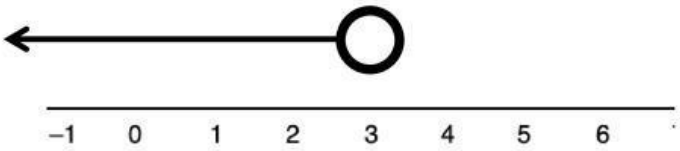

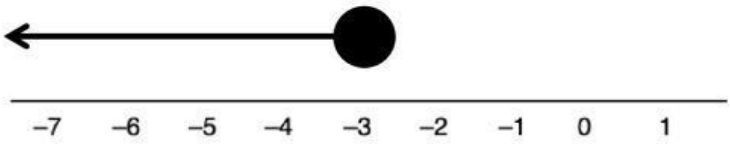

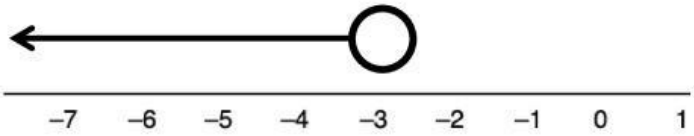

5. **Select the picture that best represents the following inequality: -4 ≤ x < 2**

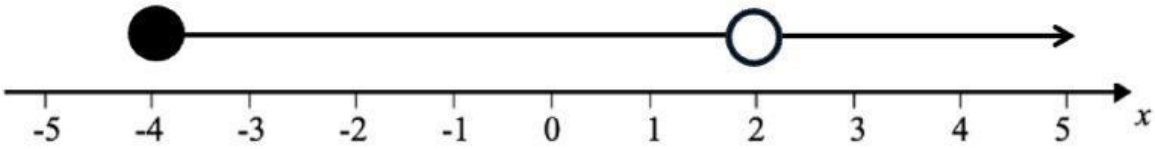

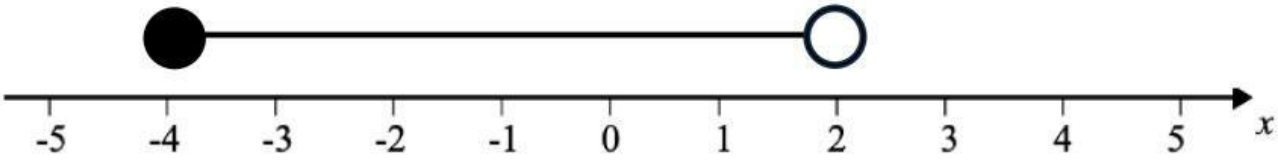

LIVEWORKSHEETS

6.

Write down the inequality shown on the number line.

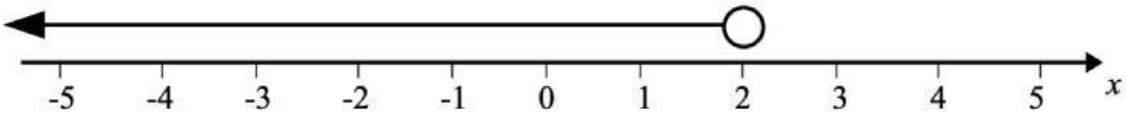

7.

Write down the inequality shown on the number line.

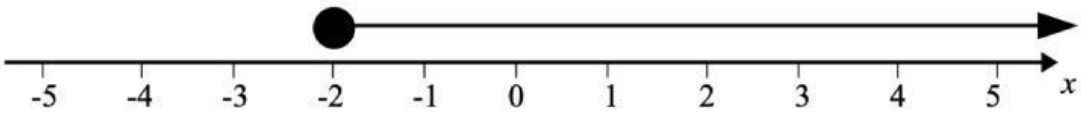

8.

Write down the inequality shown on the number line.

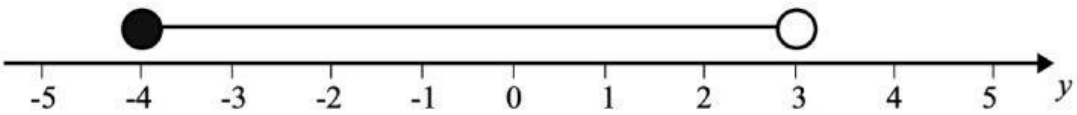

LIVEWORKSHEETS

Now click the finish button below, and then fill in the form as follows:

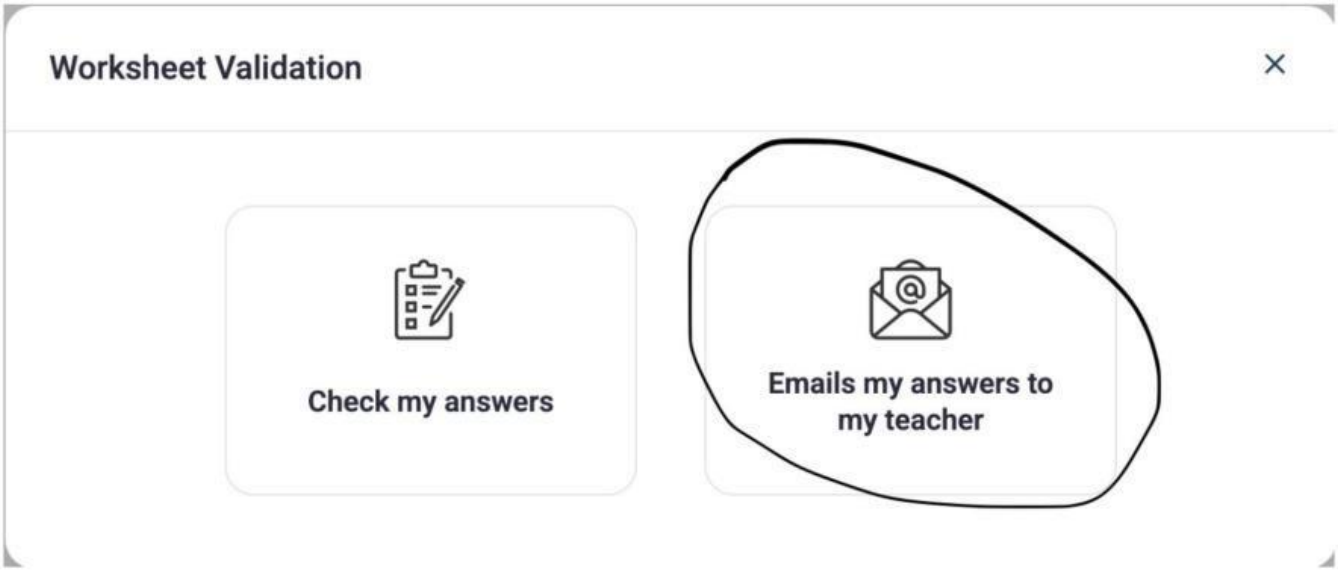

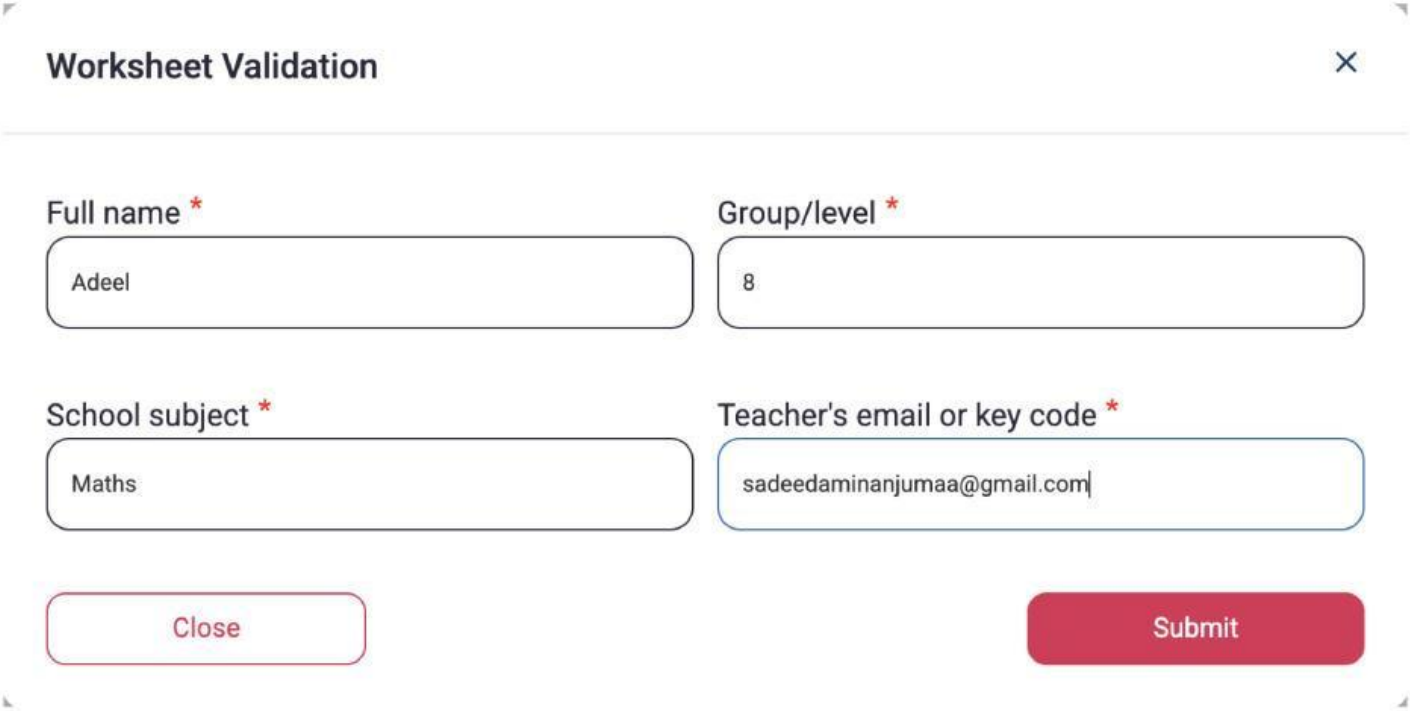

LIVEWORKSHEETS