

# Math Essentials 11 Mental Math

Date: \_\_\_\_\_

Name: \_\_\_\_\_

Multiplication Facts					
1	$2 \times 6 =$	8	$7 \times 1 =$	15	$2 \times 5 =$
2	$2 \times 12 =$	9	$2 \times 9 =$	16	$3 \times 5 =$
3	$2 \times 11 =$	10	$5 \times 9 =$	17	$7 \times 5 =$
4	$2 \times 3 =$	11	$7 \times 9 =$	18	$2 \times 5 =$
5	$2 \times 5 =$	12	$3 \times 9 =$	19	$3 \times 3 =$
6	$2 \times 1 =$	13	$7 \times 9 =$	20	$4 \times 4 =$
7	$8 \times 1 =$	14	$0 \times 9 =$	21	$8 \times 9 =$

Division Facts			
1	$50 \div 5 =$	7	$30 \div 2 =$
2	$20 \div 5 =$	8	$18 \div 3 =$
3	$15 \div 5 =$	9	$56 \div 7 =$
4	$5000 \div 5 =$	10	$144 \div 12 =$
5	$200 \div 2 =$	11	$64 \div 6 =$
6	$1200 \div 4 =$	12	$9 \div 3 =$

Calculate Each Percent. Think: What is half of this number?		Calculate Each Percent. For 25%, Think: Half the number, then half again.	
1	$50\% \text{ of } 4 =$	4	$25\% \text{ of } 8 =$
2	$50\% \text{ of } 10 =$	5	$25\% \text{ of } 20 =$
3	$50\% \text{ of } 20 =$	6	$25\% \text{ of } 40 =$

## Math Essentials 11 Mental Math

Date: \_\_\_\_\_

Name: \_\_\_\_\_

Calculate Each Percent.

Calculate Each Percent.		Calculate Each Percent.	
1	10% of 60 =	4	1% of 25 =
2	10% of 70 =	5	1% of 71 =
3	10% of 400 =	6	1% of 310 =

























**STOP HERE FOR TODAY!**

Calculate Each Percent. Hint: Find 10%. Then divide by 2!		Calculate Each Percent. Hint: Find 10%. Then 5%. Then add them together.	
1	5% of 60 =	4	15% of 200 =
2	5% of 80 =	5	15% of 4000 =
3	5% of 400 =	6	15% of 8000 =

Calculate Each Percent      Hint: Find 10%. Then 5%. Then add them together.

1	15% of 40	3	3	15% of 320	10% = _____ 5% = _____ 15% = _____
2	15% of 80 =	10% = _____ 5% = _____ 15% = _____	4	15% of 480 =	10% = _____ 5% = _____ 15% = _____

### Logic Puzzles

 +  +  = 18  +  +  = 19  +  +  = 31  +  ×  = ?	 +  +  = 33  +  +  = 27  +  +  = 29  ×  +  = ?
---	---