























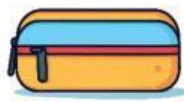


<b>Thanh Long Primary and Secondary School</b> <b>Full name: .....</b> <b>Class:.....</b>		<b>THE FIRST TERM TEST</b> <b>Subject : English 3</b> <b>Time: 40 minutes</b>	
<u>Mark</u>		<u>Remark</u>	

**Part I: Listening. (4 points)**

**Question 1. Listen and tick ✓ the box. There's one example. (1 point)**

1.		<input checked="" type="checkbox"/>		<input type="checkbox"/>		<input type="checkbox"/>
2.		<input type="checkbox"/>		<input type="checkbox"/>		<input type="checkbox"/>
3.		<input type="checkbox"/>		<input type="checkbox"/>		<input type="checkbox"/>
4.		<input type="checkbox"/>		<input type="checkbox"/>		<input type="checkbox"/>
5.		<input type="checkbox"/>		<input type="checkbox"/>		<input type="checkbox"/>

**Question 2: Listen and draw the lines. There's one example. (1 point)**

*Note: A line is drawn from the star '1' to the robot.*

**Question 3: Listen. Choose the correct answer, A, B or C, and put a tick in the appropriate box. There is an example. (1 point)**

- |                        |                          |                          |                          |                     |                          |
|------------------------|--------------------------|--------------------------|--------------------------|---------------------|--------------------------|
| 1. A. It's a doll.     | <input type="checkbox"/> | B. It's a computer game. | <input type="checkbox"/> | C. It's a bikes.    | <input type="checkbox"/> |
| 2. A. They are books.  | <input type="checkbox"/> | B. They are kites.       | <input type="checkbox"/> | C. They are robots. | <input type="checkbox"/> |
| 3. A. They are brown.  | <input type="checkbox"/> | B. They are green.       | <input type="checkbox"/> | C. They are yellow. | <input type="checkbox"/> |
| 4. A. She can cook.    | <input type="checkbox"/> | B. She can dance.        | <input type="checkbox"/> | C. She can sing.    | <input type="checkbox"/> |
| 5. A. He is a teacher. | <input type="checkbox"/> | B. He is a cook.         | <input type="checkbox"/> | C. He is a dancer.  | <input type="checkbox"/> |

**Question 4. Listen and complete the sentences. There's one example. (1 point)**

- This is my **backpack**.
- What are they? They are \_\_\_\_\_.
- She can't dance. But she can \_\_\_\_\_ very well.
- They are \_\_\_\_\_ teddy bears .
- Is he a teacher? – No, he isn't. He is a \_\_\_\_\_.

**Part II: Reading and writing. (4 points)**

**Question 1. Look and read. Put a tick (✓) or a cross (✗) in the box. There are 2 examples. (1 point)**



1. My name's Eddie.



3. They are clocks.



5. This is my kite.



2. It's a monkey.









4. He can't sing.



6. What's it? - It's a board.

Question 2. Look at the pictures. Look at the letters. Write the words. (1 point)

1.		<b>GDBOOYE</b> → <u>goodbye</u>	2.		<b>RAEES</b> → _____
3.		<b>PCILEN ASCE</b> → _____	4.		<b>OOKB</b> → _____
5.		<b>NAEDC</b> → _____	6.		<b>TERBOHR</b> → _____

Question 4. Read and match. (1 point)

- |                      |                   |
|----------------------|-------------------|
| 1. Is it a book?     | a. Yes, they are. |
| 2. Is she a teacher? | b. No, she isn't. |
| 3. Is he an actor?   | c. Yes, he is.    |
| 4. Are they dolls?   | d. No, it isn't.  |

1- ..... 2- ..... 3-..... 4-.....

Question 5: Put the words in order. (1 point)

1. blue / they / bikes / Are / ?

→ .....

2. grey / are / elephants / They/ .

→ .....

3. a / My / teacher / is / brother / .

→ .....

4. He / very / sing / can / well / .

→ .....