

Name: GRADE2-U11 - Marks:

Task 1 Look, read and circle.











1. a. sailing
b. driving

2. a. flying
b. riding

3. a. singing
b. sliding

4. a. drawing
b. playing

Task 2 Look, read and number:

	<input type="checkbox"/>	1. They're riding bikes. 2. They're sliding.		<input type="checkbox"/>
	<input type="checkbox"/>	3. They're driving cars. 4. He's flying a kite.		<input type="checkbox"/>
	<input type="checkbox"/>	5. They're flying kites. 6. He's sliding.		<input type="checkbox"/>
	<input type="checkbox"/>	7. He's riding a bike. 8. He's driving a car.		<input type="checkbox"/>

Task 3 Circle the pictures including letter "i":



Task 4 Look, read and match:

1. They're..... 

Flying kites.

2. They're 

driving cars.









3. They're 

Sliding.


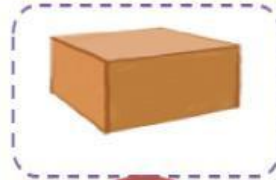
4. They're..... 

riding bikes.

Task 5 Put the words in order:

	1. They're / kites. / flying /
	2. driving / cars. / They're/
	3. sliding. / are / / They/.....
	4. / bike. / He's / a / riding/
	5. sliding. / / He's/
	6. driving / / a / car. / He's/.....
	7. / a / He's / kite. / flying/.....
	8. bikes. / / They're / riding/.....

Task 7 Look and write the beginning sound of each word.



Task 8 Read and number:



1. They're sliding.
2. He's driving a car .
3. They are flying kites.
4. He's flying a kite .
5. He's riding a bike .
6. He's sliding.

<input type="checkbox"/>
<input type="checkbox"/>
<input type="checkbox"/>
<input type="checkbox"/>
<input type="checkbox"/>
<input type="checkbox"/>