







Unit 2

Worksheet 1

Part I (Class 3. I Produce: During)

- Look at the flags. First, read the country and write its nationality in the space below. Then, match the name of the country with its corresponding flag. Follow the example.

1	2	3	4	5	6
					
Spain	The United States of America	China	Portugal	Japan	England
Spanish					

Part II (Class 3. I Produce: During)

- Read the children's/kids' introductions and complete the table.

					
Name:		Name:		Name:	
					
Name:		Name:		Name:	

Hello! My name is Carlos. I am from Panama city, Panama. I am Panamanian.

What's up? I am Olivia. I am from Canberra, Australia. I am Australian.

What's up? I am Renata. I am from Moscow, Russia. I am Russian.

Hi! I am Eduardo. I am from Santiago, Chile. I am Chilean.

Hi! My name is Gerardo. I am from Bogotá, Colombia. I am Colombian.

Hello! My name is Sakura. I am from Osaka, Japan. I am Japanese.

Part III (Class 3. I Produce: Post)

Write a short introduction about yourself. Use the information above as an example.