IELTS READING Diagram labeling- 2

Exercise 3: School Experiments

It is essential when conducting this experiment to wear safety goggles. This experiment is divided into four distinct sections. The first, the reaction stage, is when a glass beaker is placed on top of a tripod, and 20cm of dilute sulphuric acid poured into it. The acid is then heated. When it is almost boiling, a small quantity of copper oxide powder is added to the beaker. The mixture is then stirred with a glass spatula until the copper oxide has dissolved. This process is then repeated until 1g of powder has been added to the sulphuric acid. The heat is then removed from the beaker and the solution allowed to cool. The second stage is the filtration stage and, as the name suggests, is where a filter and conical flask are used to remove any copper oxide that has not reacted. A clear copper sulphate solution will be left in the glass dish. The third stage is where heat is applied to the copper sulphate solution in order to concentrate the solution: the concentration stage. The final crystallization stage happens when the solution begins to cool, and pure copper sulphate crystals start to form.

Questions 1 – 6: The diagram below shows how copper sulphate can be made using simple laboratory equipment.

Choose **NO MORE THAN THREE WORDS AND/OR A NUMBER** from the passage for each answer. Label the diagram.

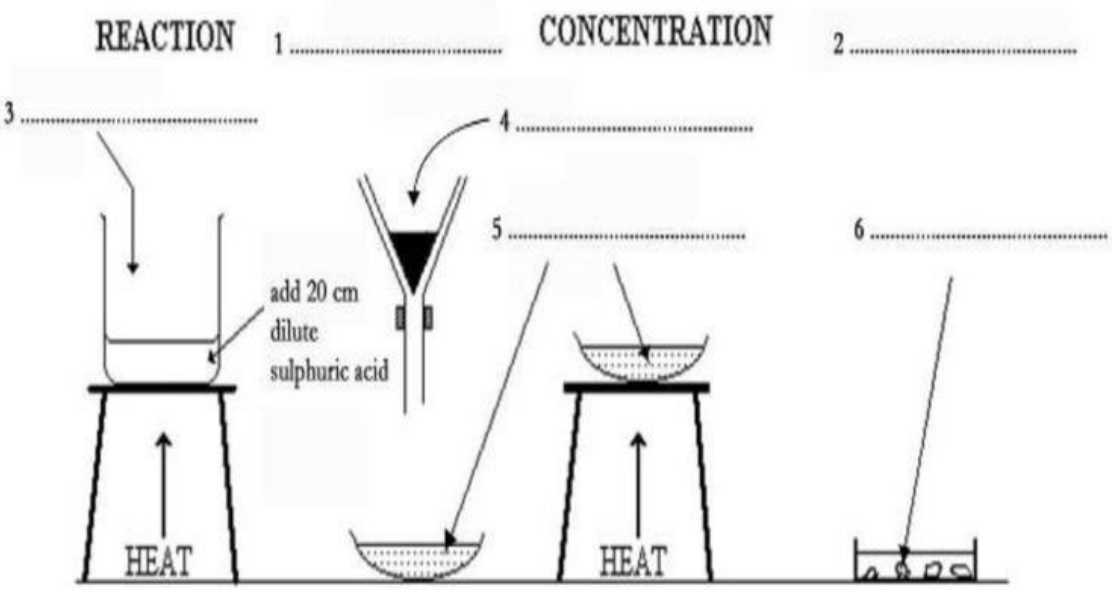

LIVEWORKSHEETS

IELTS READING Diagram labeling- 2

Exercise **4**: **How Does Night Vision Work**

Night vision technology has transformed from old-fashioned bulky devices to compact sophisticated equipment that can intensify any light source up to 50,000 times. A device for night vision was first developed in the 1930s by the German military, and later by the Americans. Today, it has become an essential device in the kit of soldiers, permitting them to find out their targets in reduced visibility or complete darkness and move around in comparative safety as there are fewer chances of a surprise attack. 'It improves their mobility, their survivability and their lethality', says Lt. Col. Timothy Fuller.

So, what makes night vision possible? Light is an electromagnetic wave, and the entire range of light that exists is termed as the electromagnetic spectrum. The light visible to humans is only a part of this spectrum, while infrared light and ultraviolet light are invisible to naked eyes. The night vision devices work on two different technologies. The first is image enhancement using the tiny amount of light available which is collected and amplified to the extent that we can easily see the image. Thermal imaging, on the other hand, functions by capturing the higher areas of the infrared spectrum, which is radiated by objects as heat instead of light.

Questions 1-5

Label the diagram below.

Write **NO MORE THAN TWO WORDS** from the passage for each answer.

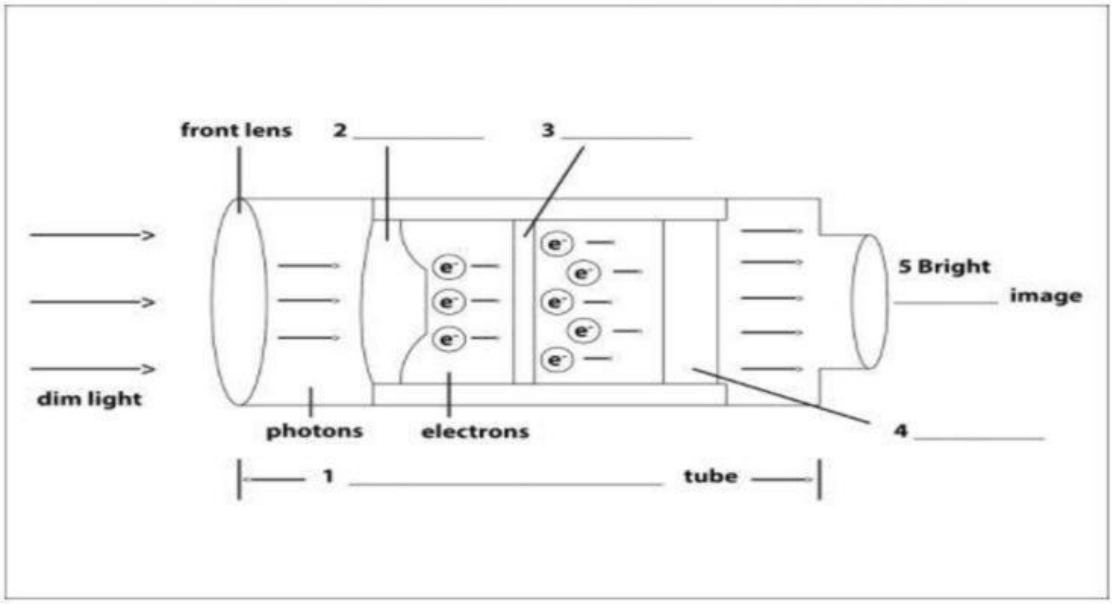

LIVEWORKSHEETS

IELTS READING Diagram labeling- 2

Even on dark nights, the stars and the moon emit near-infrared light. In a device that works on image enhancement technique, this faint light is captured to amplify it to a visible level. As the light consisting of photons enters the front lens of the image intensifier tube, it hits a photocathode which converts the photons into electrons. These electrons multiply as they pass through a thin microchannel plate. At the end of the tube, the electrons strike a phosphor screen which converts them back into photons and creates an image, usually green, on the screen. Since more photons are emerging than those which entered the tube, the image is much brighter than the original scene. Rich Urich, director of operations at Night Vision Equipment Company in Prescott Valley Arizona, says, 'The reason it is green is because when you put the unit down, you want your eyes to remain dilated so you can see in dim light.'

Thermal imaging devices record the temperature difference between an object and its surroundings using a sensor called a microbolometer. An image of the object is created, which is then sent to the display where the user can see it.

However, it is not only in warfare that this technology finds use. Night vision equipment is used extensively by law enforcement departments to detect criminals in the dark. They are also used on borders to keep a check on illegal crossings. The technology is also used to find leaks and repair insulation in homes.

Questions 1-5: **Label the diagram below.**

Write **NO MORE THAN TWO WORDS** from the passage for each answer.

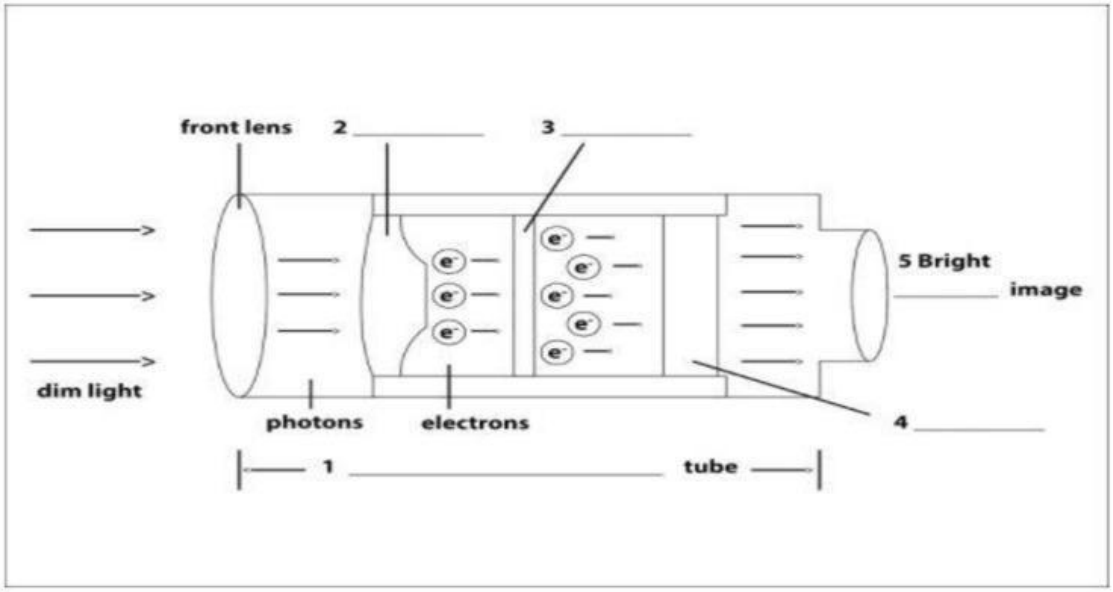

LIVEWORKSHEETS