


1 Look and write the numbers next to the words.

Look at our
classroom!

book	3	computer	<input type="text"/>	picture	<input type="text"/>
drawers	<input type="text"/>	board	<input type="text"/>	eraser	<input type="text"/>
poster	<input type="text"/>	table	<input type="text"/>	pencil case	<input type="text"/>
pen	<input type="text"/>	bag	<input type="text"/>	pencil	<input type="text"/>

2 Ask and answer about the classroom.



HC English - Ms. Cúc – 039 350 3980

1 Listen and read. Then act. 40



2 Look and complete the sentences.


These Those These Those



These are computers .



_____ are his pencil cases.





_____ are pencils.



_____ are my pencil cases.

1 Look at the picture of the classroom. Point and say.



2 Look at the picture. Circle and write about the classroom.

Here is my classroom. These / those are the desks and


¹these / those are the chairs. ²These / Those are the posters and

³_____ are the pictures. ⁴_____ are the computers.

⁵_____ are the boards.

Look at the pictures. Write the words in the crossword.

5-letter words



6-letter words



7-letter words




8-letter word



Reading & Writing, Part 2

Look and read. Write **yes** or **no**. There are two examples.



Examples

There's a board.

yes

There are computers.

no

Questions

1 There are pencil cases on the tables.

2 There's a poster.

3 There's a picture on the board.

4 There are books on the teacher's table.

5 There are drawers.

Listening, Part 3

Listen and tick (✓) the box. There is one example.  41

How many computers are there?

A

☐

B

☐

C

☒

1 What's the teacher talking about?

A

☐

B

☐

C

☐

2 What's on the tables?

A

☐

B

☐

C

☐

3 What's the girl talking about?

A

☐

B

☐

C

☐

4 What is the girl talking about?

A

☐

B

☐

C

☐