1 Write the words.

~~batt~~ bike car doll kite
teddy bear train

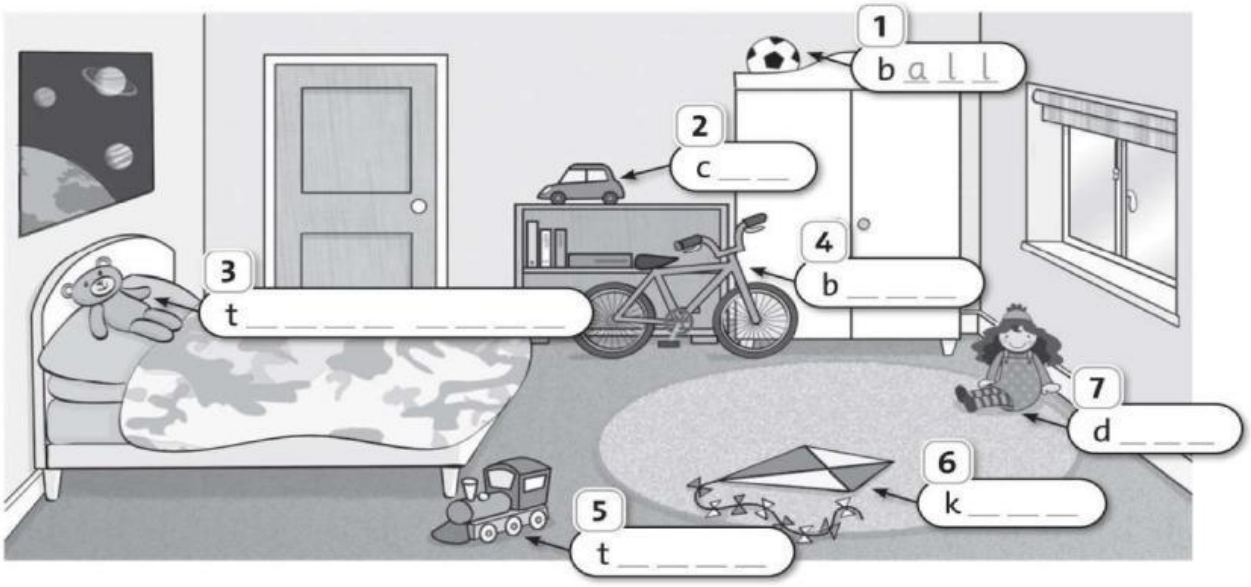

2 How many are there? Look and write.

1 one

2 _____

3 _____



4 _____

5 _____

6 _____

3 Look and write. Listen and check. 06

1

2 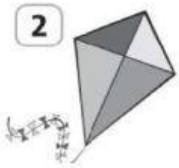

3

4 

5

LIVEWORKSHEETS

1 This is your _____.

2 This is my _____.

3 This is your _____.

4 This is my _____.

5 This is your _____.

Reading & Writing, Part 1

4 Look and read. Put a tick (✓) or a cross (✗) in the box. There are two examples.

Examples

This is my bike. ✓

This is your car. ✗

Questions

1 This is my car. ☐

2 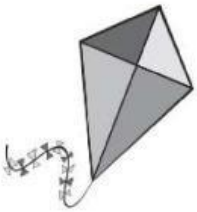 This is your bike. ☐

LIVEWORKSHEETS

3  This is my train. ☐

4 This is your ball. ☐

5 This is my teddy bear. ☐

5 Look and write.

~~color~~	color	toy	toy

1 My favorite color is blue.

2 My favorite _____ is my train.

3 Your favorite _____ is your ball.

4 Your favorite _____ is red.

LIVEWORKSHEETS

1 Point and say.





pen eraser pencil ~~book~~ bag door window

2 Look at the picture. Complete the words and write the numbers.

b o o k	5	__ __ g	
d __ o __		e __ a __ __ r	
p __ n		p __ __ c __ l	
w __ n __ __ w			

LIVEWORKSHEETS

3 Look and write.

pen pencil eraser book

1

2

3

4

1 That is her pencil.

2 That is his _____.

3 That is her _____.

4 That is his _____.

4 Listen and write the number and the sentence. 08

This is Sam.

1 This is his pen.

2 _____.

3 _____.

4 _____.

5 _____.

1

5 Look and complete the words. Listen and draw lines. 10

1 b o o k

2 p _ _

3 b _ _

4 d _ _ r

Lucy

Nick

Sam

Tom

LIVEWORKSHEETS

6 Look and read. Write yes or no. There are two examples.



Examples

That is her book. no

That is his book. yes

Questions

1 That is her eraser. _____

2 That is his pencil. _____

3 That is his eraser. _____

4 That is her pencil. _____

5 That is his pen. _____

LIVEWORKSHEETS

7.Listen and colour. 11



HC English - cô Cúc

LIVEWORKSHEETS

8. Circle the odd one out. Write.

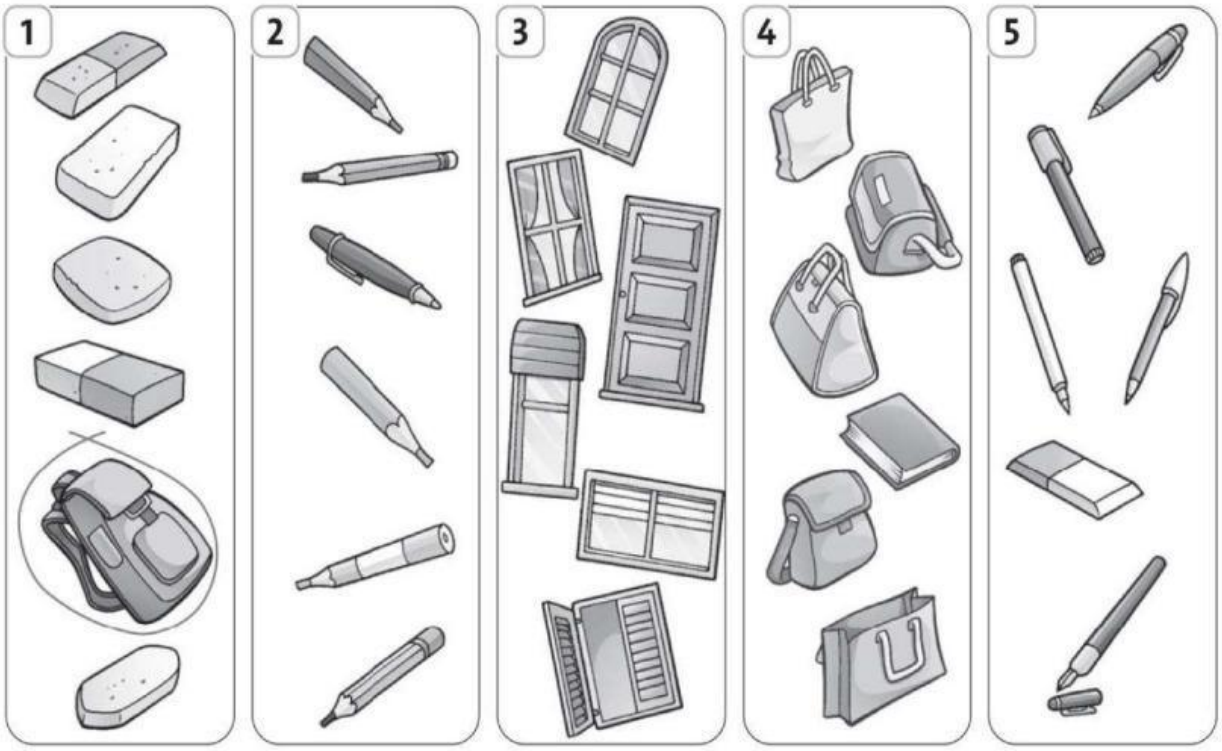

bag _____ _____ _____ _____ _____

9. Write the words. Draw.

cil ~~or~~ ser dow

1 It's a door.
2 It's a win____.
3 It's a pen____.
4 It's an era____.

LIVEWORKSHEETS

1 Look at the pictures and draw lines.

his mum

his sister

his dad

his brother

his aunt

his uncle

his cousin

his cousin

2. Listen and write. 13

This is Ollie.

1 Jack is his cousin.

2 Pam is his _____.

3 Peter is his _____.

4 Sally is his _____.

5 Ben is his _____.

3. Look at the pictures and circle the words.

1

in

on

2

on

in

3

under

on

4

under

in

5

on

under

LIVEWORKSHEETS

4. Write the things or people from the picture.

1

mmu mum

2

dda _____

3

sriset _____

4

bortrhe _____

5

uatn _____

6

ocunsi _____

7

gab _____

8

lalb _____

HC English - cô Cúc

LIVEWORKSHEETS

5. Look at the pictures and read the questions. Write one-word answers. There are two examples.

Examples

What pet is in the room? a cat

Who's at the door? their mom

Questions

1 Where's the book? _____ the table

2 Who's the girl? his _____

3 Where's the girl? _____ the chair

4 Where's her dad? _____ her bedroom

5 Where's the doll? _____ the bed

LIVEWORKSHEETS

6. Listen and draw lines. There is one example. 14



HC English - cô Cúc

LIVEWORKSHEETS

7. Write.

1 mom

2 d

3 u

4 a

5 s

6 b

8. Look and write.

1 This is my aunt.

2 This is my b _____.

3 This is m s _____.

4 This _____ _____ m _____.

5 _____ _____ _____ d _____.

HC English - cô Cúc

LIVEWORKSHEETS