

TASK 1 – PICTURE/VOCABULARY MATCHING

PART 1

Drag the lines to match each picture with its correct word.



- (visit an amusement park)



- (go to the beach)



- (watch a movie)



- (go camping)

TASK 2 – VERB MATCHING

Drag the lines to match the present tense verbs with their past tense forms.

go ●

● enjoyed

see ●

● bought

buy ●

● had

have ●

● saw

enjoy ●

● went

INSTRUCTION

PART 2

Read the text carefully first!

After reading, complete the exercises that follow.

You will identify the structure, answer questions, and fill in missing verbs.

MY HOLIDAY IN YOGYAKARTA

Last year, my family and I went to Yogyakarta for our school vacation. We travelled by train from Jakarta early in the morning and arrived in Yogyakarta around noon. The weather was sunny and perfect for sightseeing.

On the first day, we visited Malioboro Street. It was very crowded but full of life. My mother bought some traditional batik clothes, and I enjoyed tasting gudeg, the famous local food. My father took many photos of us while we were walking along the street.

The next day, we went to Borobudur Temple, one of the most beautiful temples I have ever seen. We climbed to the top and saw the amazing view of mountains and villages around the temple. I learned that Borobudur was built more than a thousand years ago. It was an unforgettable experience!

Before going home, we stopped by Parangtritis Beach. I played with the waves and collected seashells with my little sister. The wind was strong, but the sunset was breathtaking.

Overall, my trip to Yogyakarta was one of the best holidays I have ever had. I learned many new things, spent time with my family, and brought home lots of happy memories.

TASK 3 – COMPREHENSION QUESTIONS

PART 2

Choose the correct answer.

1. How did the writer's family go to Yogyakarta?
 - A. By plane
 - B. By car
 - C. By train
 - D. By bus

2. What is gudeg?
 - A. A kind of fruit
 - B. A traditional food
 - C. A souvenir
 - D. A dance

3. What did the writer see from the top of Borobudur?
 - A. The city lights
 - B. The mountains and villages
 - C. The ocean
 - D. The forest

4. Where did the writer collect seashells?
 - A. On Malioboro Street
 - B. In Borobudur Temple
 - C. At Parangtritis Beach
 - D. In the hotel

5. What is the purpose of the text?
 - A. To describe a place
 - B. To tell about a past experience
 - C. To explain a process
 - D. To persuade people to travel

TASK 4 – GRAMMAR CHECK

Fill in the blanks with the correct past tense form of the verbs in brackets

- We _____ (travel) by train from Jakarta to Yogyakarta.
- My mother _____ (buy) some traditional batik clothes.
- My father _____ (take) many photos of us.
- We _____ (visit) Borobudur Temple on the second day.

TASK 5 – IDENTIFY TEXT PARTS

Read each sentence carefully.

Identify whether it is an Orientation, an Event, or a Reorientation.

Last year, my family and I went to Yogyakarta for our school vacation.	<input type="checkbox"/> Orientation <input type="checkbox"/> Event <input type="checkbox"/> Reorientation
We visited Malioboro Street and tasted gudeg.	<input type="checkbox"/> Orientation <input type="checkbox"/> Event <input type="checkbox"/> Reorientation
We went to Borobudur Temple and saw the amazing view.	<input type="checkbox"/> Orientation <input type="checkbox"/> Event <input type="checkbox"/> Reorientation
We stopped by Parangtritis Beach and collected seashells.	<input type="checkbox"/> Orientation <input type="checkbox"/> Event <input type="checkbox"/> Reorientation
Overall, my trip to Yogyakarta was one of the best holidays I have ever had.	<input type="checkbox"/> Orientation <input type="checkbox"/> Event <input type="checkbox"/> Reorientation

INSTRUCTION

Work in groups (3-4 students). Discuss and write your story together.

Theme examples: A School Trip, An Exciting Weekend, A Rainy Day Adventure.

TASK 6 – GUIDED WRITING FRAME

Fill in the blanks with your group story

Title: _____

Orientation:

Last weekend, our class _____.

Events:

First, _____.

Then, _____.

After that, _____.





Reorientation:

It was _____.

TASK 7 – CANVA POSTER PROJECT

Now, use Canva to create a digital poster based on your group story.

Your poster should include:

-  Title of your recount story
-  Short sentences (Orientation, Events, Reorientation)
-  At least one relevant picture or icon
-  Your group's names


👉 Go to <https://www.canva.com/> and log in with your account.

👉 Use the template “Poster” and design creatively!

SUBMISSION VIA GOOGLE CLASSROOM

After your group finishes the poster:

1. Download your Canva poster as an image or copy the Canva share link.
2. Download Go to Google Classroom.
3. Join your English class using this class code:
👉 **ibaatxbk**
4. Open the task titled “Recount Text.”
5. Upload your group's poster (only ONE member per group submits).
6. Write all group members' names in the submission comments.

 Example comment: Group 3 – Members: Dita, Andi, Sari, Bima.

INSTRUCTION

This is your independent work.

You must complete this part by yourself without group help.

Before writing, answer the questions below to help you think about your unforgettable experience. Then, use your answers to write a full recount text.

TASK 8 – QUESTIONS

Answer the questions to brainstorm your idea.

(You can type short answers.)

1. What is your most unforgettable experience?

→ _____

2. When did it happen?

→ _____

3. Where did it happen?

→ _____

4. Who was with you at that time?

→ _____

5. What happened first?

→ _____

6. What happened next?

→ _____

7. How did you feel at the end of the event?

→ _____

TASK 9 – WRITING TASK

PART 4

Now, write your own Recount Text based on your answers.
Use the structure: Orientation – Events – Reorientation.
