

## TASK 1 – PICTURE/VOCABULARY MATCHING

### PART 1

Match each activity with its correct word.



- (visit an amusement park)



- (go to the beach)



- (watch a movie)



- (go camping)

## PART 1

### TASK 2 – VERB MATCHING

Match the present tense verbs with their past tense forms.

go ●

● enjoyed

see ●

● bought

buy ●

● had

have ●

● saw

enjoy ●

● went

---

### TASK 3 – SHORT ANSWER

What did you do during your last holiday?

→ \_\_\_\_\_

**TEXT: 'MY HOLIDAY IN YOGYAKARTA'**

Last year, my family and I went to Yogyakarta.  
We visited Malioboro Street and bought many souvenirs.  
We also went to Borobudur Temple.  
It was a wonderful trip, and we were very happy.

**TASK 1 – IDENTIFY TEXT PARTS**

Read each sentence carefully.

Identify whether it is an Orientation, an Event, or a Reorientation.

Last year, my family and I went to Yogyakarta.	<input type="checkbox"/> Orientation <input type="checkbox"/> Event <input type="checkbox"/> Reorientation
We visited Malioboro Street and bought many souvenirs.	<input type="checkbox"/> Orientation <input type="checkbox"/> Event <input type="checkbox"/> Reorientation
We also went to Borobudur Temple.	<input type="checkbox"/> Orientation <input type="checkbox"/> Event <input type="checkbox"/> Reorientation
It was a wonderful trip, and we were very happy.	<input type="checkbox"/> Orientation <input type="checkbox"/> Event <input type="checkbox"/> Reorientation

**TASK 2 – GRAMMAR CHECK**

Fill in the blanks with the correct past tense verbs.

We \_\_\_\_\_ (go) to Yogyakarta last year.

We \_\_\_\_\_ (visit) many places and \_\_\_\_\_ (buy) souvenirs.

**INSTRUCTION**

Work in groups (3-4 students). Discuss and write your story together.

Theme examples: A School Trip, An Exciting Weekend, A Rainy Day Adventure.

---

**TASK 1 – GUIDED WRITING FRAME**

Fill in the blanks with your group story

Title: \_\_\_\_\_

Orientation:

Last weekend, our class \_\_\_\_\_.

Events:

First, \_\_\_\_\_.

Then, \_\_\_\_\_.

After that, \_\_\_\_\_.

Reorientation:





It was \_\_\_\_\_.



## TASK 2 – CANVA POSTER PROJECT

Now, use Canva to create a digital poster based on your group story.

Your poster should include:

-  Title of your recount story
-  Short sentences (Orientation, Events, Reorientation)
-  At least one relevant picture or icon
-  Your group's names

👉 Go to <https://www.canva.com/> and log in with your account.


👉 Use the template “Poster” and design creatively!

---

## TASK 3 – SUBMISSION VIA GOOGLE CLASSROOM

After your group finishes the poster:

1. Download your Canva poster as an image or copy the Canva share link.
2. Download Go to Google Classroom.
3. Join your English class using this class code:  
👉 **ibaatxbk**
4. Open the task titled “Recount Text.”
5. Upload your group's poster (only ONE member per group submits).
6. Write all group members' names in the submission comments.

 Example comment: Group 3 – Members: Dita, Andi, Sari, Bima.

**INSTRUCTION**

This is your independent work.

You must complete this part by yourself without group help. Before writing, answer the questions below to help you think about your unforgettable experience. Then, use your answers to write a full recount text.

**TASK 1 – QUESTIONS**

Answer the questions to brainstorm your idea.

(You can type short answers.)

1. What is your most unforgettable experience?

→ \_\_\_\_\_

2. When did it happen?

→ \_\_\_\_\_

3. Where did it happen?

→ \_\_\_\_\_

4. Who was with you at that time?

→ \_\_\_\_\_

5. What happened first?

→ \_\_\_\_\_

6. What happened next?

→ \_\_\_\_\_

7. How did you feel at the end of the event?

→ \_\_\_\_\_

## TASK 2 – WRITING TASK

## PART 4

Now, write your own Recount Text based on your answers above.

Use the structure: Orientation – Events – Reorientation.

Title: \_\_\_\_\_

Orientation: \_\_\_\_\_

\_\_\_\_\_

Events: \_\_\_\_\_

\_\_\_\_\_

\_\_\_\_\_

Reorientation: \_\_\_\_\_

\_\_\_\_\_