Part 1: Look and tick ✓. There is one example:

- [ ] Three
- [ ] One
- [ ] Five

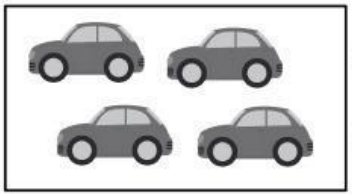

- [ ] Four
- [ ] Six
- [ ] Two

- [ ] Six
- [ ] Seven
- [ ] Five

- [ ] Four
- [ ] One
- [ ] Two

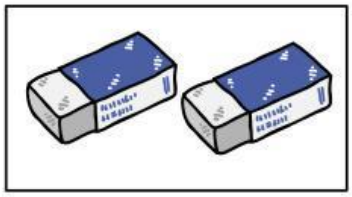

- [ ] Six
- [ ] Two
- [ ] Five

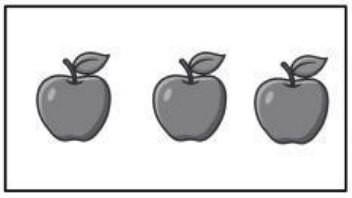

- [ ] Four
- [ ] Five
- [ ] Three

Part 2: Count and write the number. There is one example:



One

.....

.....

.....

.....

.....

LIVEWORKSHEETS

Part 3: Write “is” or “are”. There is one example.

There ...are... three apples.



There ..... two oranges.

There ..... one dog.

There ..... four books.

There ..... four chairs

There .....six pencils.

Part 4: Write in, on, under, next to:

The doll is ..on.. the bed

The apple is ..... the book

The ball is ..... the box

The train is ..... the chair

The dog is ..... the apple

The eraser is ..... the bag

LIVEWORKSHEETS