



## to be affirmative

| Long form                   | Short form          |
|-----------------------------|---------------------|
| I <b>am</b> ten.            | I'm ten.            |
| You <b>are</b> ten.         | You're ten.         |
| He/She/It <b>is</b> ten.    | He/She/It's ten.    |
| We/You/They <b>are</b> ten. | We/You/They're ten. |

## 1 Look at the pictures. Circle the correct word.

## A birthday party

- 1 Look. We am / are / is at a party.  
 2 Tom am / are / is ten today.



## A new student

- 4 He am / are / is a teacher.  
 5 She am / are / is a student.  
 6 They am / are / is at school.



## 2 Look at Exercise 1. Complete the sentences using short forms of the verb to be.

- 1 Look. We're at a party.  
 2 Tom is ten today.  
 3 I am happy!  
 4 He is a teacher.  
 5 She is a student.  
 6 They are at school.  
 7 You are in this class.

## 3 Complete the dialogue with am, are or is.

Harry: Hi. I <sup>1</sup> am Harry.

Jack: Hi, Harry. I <sup>2</sup> am Jack. You <sup>3</sup> are in Class 2 with me. Welcome!

Harry: Thanks.

Jack: This is Tony. He <sup>4</sup> is my classmate. We <sup>5</sup> are best friends too. Mrs Lee and Mr Brown <sup>6</sup> are my favourite teachers.

## LOOK!

I → my It's **my** birthday. I'm ten!  
 you → your It's **your** birthday. You're eleven!  
 she → her t's **her** birthday. She's nine.  
 he → his It's **his** birthday. He's twelve.

## 4 Complete with my, your, his or her.



## \* 5 Complete the text with the words in the box.

am are Her is my They

Hi! I <sup>1</sup> am Tom. This is <sup>2</sup> my family.  
 My parents' names <sup>3</sup> are Amy and Andrew.  
<sup>4</sup> They are teachers. My sister <sup>5</sup> is thirteen.  
<sup>6</sup> Her name is Katie.

## Extra Online Practice

Unit 1, Video and Grammar  
[www.myenglishlab.com](http://www.myenglishlab.com)



## to be negative

| Long form                           | Short form                         |
|-------------------------------------|------------------------------------|
| I <b>am not</b> Spanish.            | I'm <b>not</b> Spanish.            |
| You <b>are not</b> Spanish.         | You <b>aren't</b> Spanish.         |
| He/She/It <b>is not</b> Spanish.    | He/She/It <b>isn't</b> Spanish.    |
| We/You/They <b>are not</b> Spanish. | We/You/They <b>aren't</b> Spanish. |

## 1 Rewrite the sentences using short forms of the verb to be.

1 My friends are not at home.

My friends aren't at home.

2 You are not right.

3 I am not a superhero.

4 Ben is not my friend.

5 She is not my aunt.

6 They are not my cousins.

## 2 Write negative sentences. Use the short form of the verb to be.



1 She's eleven.

She's at school.

She isn't eleven.

She \_\_\_\_\_.



2 They're happy.

They're at home.

They \_\_\_\_\_.

\_\_\_\_\_.



3 He's a teacher.





He's ready for school.

He \_\_\_\_\_.

\_\_\_\_\_.

\_\_\_\_\_.

## 3 Vocabulary Complete the words and write the nationalities.

1  P o l a n d Polish2  F \_ \_ \_ e \_ \_ \_3  the \_ \_ \_ \_ \_4  I \_ \_ \_ y \_ \_ \_5  C \_ \_ \_ a \_ \_ \_6  the \_ \_ \_ \_ \_7  S \_ \_ \_ n \_ \_ \_

## 4 Write sentences that are true for you. Write am, 'm not, are, aren't, is or isn't.

1 My school \_\_\_\_\_ in the USA.

2 My English teacher \_\_\_\_\_ British.

3 My friends \_\_\_\_\_ in China.

4 My parents \_\_\_\_\_ Polish.

5 I \_\_\_\_\_ Italian.

6 I \_\_\_\_\_ ten.

## \* 5 Complete the dialogue with the verb to be. Use an affirmative form (✓) or a negative form (✗).

Kit: It <sup>1</sup> is (✓) you, Dug! You <sup>2</sup> \_\_\_\_\_ (✓) with your granddad and granny, right?Dug: No, I <sup>3</sup> \_\_\_\_\_ (✗). They <sup>4</sup> \_\_\_\_\_ (✓) my parents. My dad <sup>5</sup> \_\_\_\_\_ (✓) British, but my mother <sup>6</sup> \_\_\_\_\_ (✗) British. She <sup>7</sup> \_\_\_\_\_ (✓) Polish.Kit: It <sup>8</sup> \_\_\_\_\_ (✗) a new photo.Dug: That's right. The photo <sup>9</sup> \_\_\_\_\_ (✓) very old.



## 3 Introductions

- A: Mum, this is Lucas.  
He is my friend/classmate.  
Lucas, this is my mum.  
B: Hello, Lucas. Nice to meet you.  
C: Nice to meet you too.

### 1 Complete the dialogues.



- 1 a Sorry, Mum!  
b Hi, Mum!  
c It's OK, Mum!
- 2 a This is Amy.  
b I'm Amy.  
c You are here, Amy.



- 3 a You're Amy.  
b Hello, Amy.  
c Thank you, Amy.
- 4 a Nice to meet you, Jill.  
b Nice to meet you, Mrs Wilson.  
c Nice to meet you, Amy.

### 2 Complete the dialogue with the words in the box.

He's Hi Nice this is to meet you



- Thomas: Hi, Stella, <sup>1</sup> this is Frankie. <sup>2</sup> \_\_\_\_\_  
my cousin.
- Stella: <sup>3</sup> \_\_\_\_\_, Frankie. Nice <sup>4</sup> \_\_\_\_\_.
- Frankie: <sup>5</sup> \_\_\_\_\_ to meet you too Stella.

### 3 Complete the dialogue with sentences a-d.

- May: <sup>1</sup> b
- Auntie Sue: Oh, hello May!
- May: And this is Nancy. <sup>2</sup> \_\_\_\_\_
- Auntie Sue: Hello, Nancy. <sup>3</sup> \_\_\_\_\_
- Nancy: Hello, Mrs Smith. <sup>4</sup> \_\_\_\_\_

- a She's my best friend at school.  
b Hi, Auntie Sue.  
c Nice to meet you.  
d Nice to meet you too.

### 4 Write a dialogue like in Exercise 3. Introduce your English friend to your teacher.

You: \_\_\_\_\_

Teacher: \_\_\_\_\_

You: \_\_\_\_\_

Your friend: \_\_\_\_\_

Teacher: \_\_\_\_\_

### Extra Online Practice



Unit 1, Video and Communication  
[www.myenglishlab.com](http://www.myenglishlab.com)