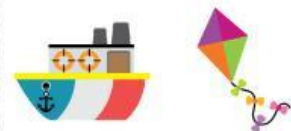
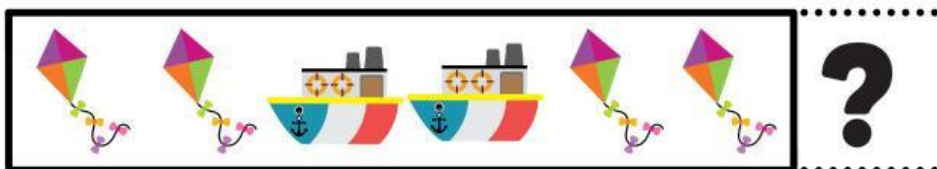


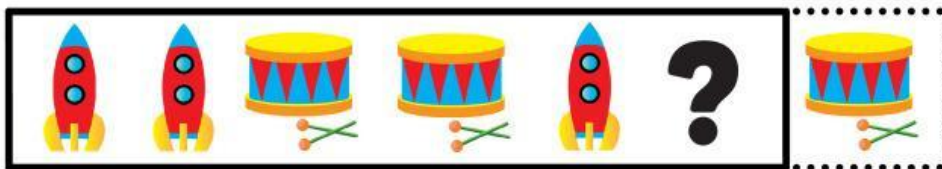





Campbell Academy Foundation, Inc.
K1 NUMERACY - LESSON 5
Asynchronous Worksheet #2

A. Look at the pattern below and select object that comes next.



B. Drag the fruits in the box to make your own double pattern. (5pts)

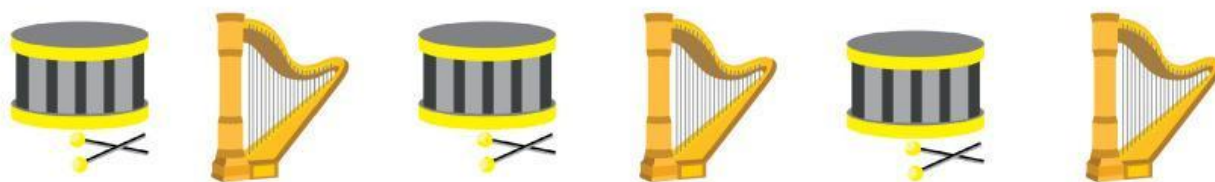


C. Look at the pattern below and Identify if it is a Single or Double Pattern



Single Pattern

Double Pattern



Single Pattern

Double Pattern



Single Pattern

Double Pattern



Single Pattern

Double Pattern



Single Pattern

Double Pattern