B. Key Words

1. Write the words under the correct picture.

- hair
- eyes
- mouth
- legs
- long
- short

1) _____

2) _____

3) _____

4) _____

5) _____

6) _____

LIVEWORKSHEETS

Step 2 Let's Listen

A. Listening Practice 1

CD1 Track 18 đã dùng

1. Listen and choose the best answer.

1) What does Kelly's monster look like?

a.

b.

c.

d.

2) What does John's monster look like?

a. It has purple hair, three blue mouths and six brown legs.

b. It has purple hair, two pink mouths and six black legs.

c. It has purple hair, two red mouths and six black legs.

d. It has purple hair, two yellow mouths and six black legs.

3) What does the teacher think of their monsters?

a. ugly **b.** sad **c.** funny **d.** scary

B. Listening Practice 2

CD1 Track 19

1. Listen and complete the picture by drawing the missing parts.

1)

2)

3) 

4) 

LIVEWORKSHEETS

C. Listening Practice 3

CD1 Track 20

1. Listen and check the correct picture.

1) 

2) 

3) 

4) 

2. Listen again and circle the word you hear from each sentence.

1)	short	curly	long
2)	green	brown	blue
3)	short	long	straight
4)	straight	curly	long

D. Listening Practice 4

CD1 Track 21

1. Listen and circle true or false.

1) They are looking at a family album.	True	False
2) The monster has a big mouth, a small nose and long hair.	True	False
3) Sally's monster is very cute.	True	False
4) Kelly wants to keep the picture.	True	False

LIVEWORKSHEETS

Step 4 Let's Listen and Write

1. Listen to the first dialog again and fill in the blanks. CD1 Track 18

Mr. Wilson: What does your _____, Kelly?

Kelly : My monster has _____ _____ and _____ _____ _____.

Mr. Wilson: _____ about _____, John?

John : My monster has _____ _____, _____ _____, and _____ _____.

Mr. Wilson: They sound _____!

LIVEWORKSHEETS