A.F. Adderley Junior High School

Science Department

Name: Date:

Grade:

Grade 7 Health Science Self-Paced Assignment

The Skeletal System Review

Instructions: Answer **ALL** questions in the spaces provided. This assignment is due at the end of the period.

Section A- An Introduction to the Skeletal System

1. What is the name of the structures that makes up our Skeletal System? (1 mark)

_____

2. What are the names of the TWO divisions of the Skeletal System? (2 marks)

_____

_____

3. List **THREE** functions of the Skeletal System. (3 marks)

1._____

2._____

3._____

4. State the number of bones present in an adult skeleton. (1 mark)

_____

5. What are the names of the **TWO** minerals that are required (needed) to keep our bones strong and healthy? (2 marks)

_____

_____

6. What is the **SCIENTIFIC** names of the bones that protects: (3 marks)

a. the spinal cord _____

LIVEWORKSHEETS

b. the brain _____

c. the heart and lungs _____

7. Where are blood cells made? (1 mark)

_____

Section B- Bone Identification

The diagram shows the structures of the Skeletal System. Using the word bank below, write the correct scientific name to the correct bone in the space provided.

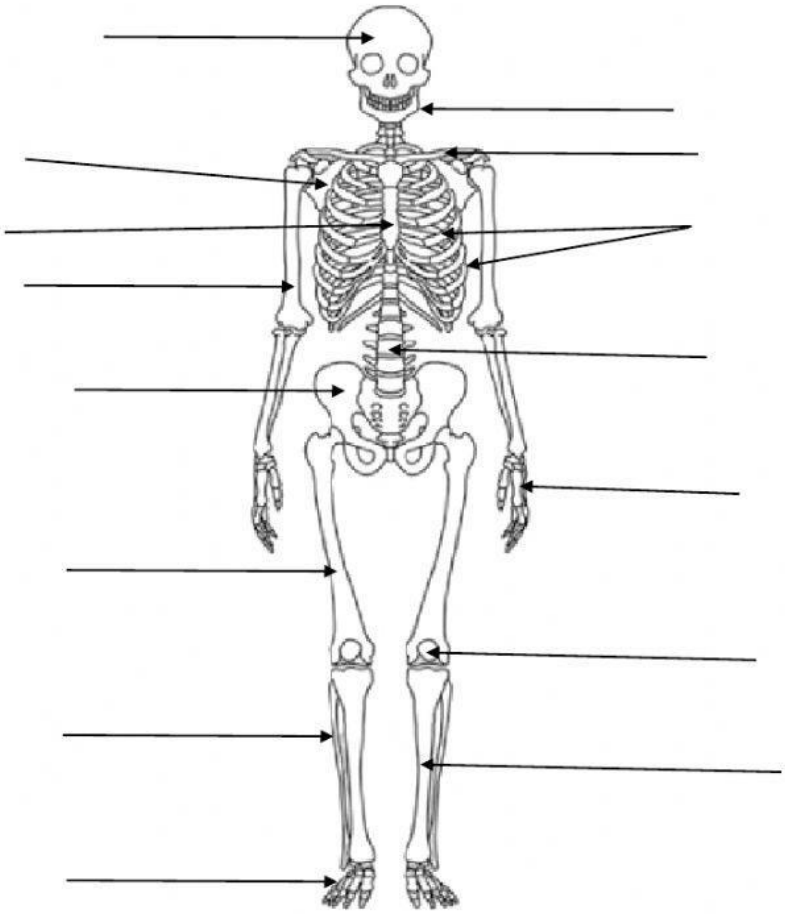

Femur	Pelvis	Sternum	Mandible
Humerus	Scapula	Metatarsals	Fibula
Cranium	Tibia	Ribs	Patella
Metacarpals	Vertebral Column	Clavicle	

LIVEWORKSHEETS

Section C- Joints and connective tissues

The following diagrams shows some of the joints found in the Skeletal System.

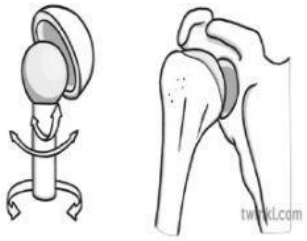

Joint A

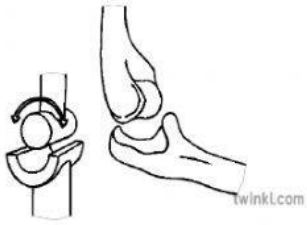

Joint B

Joint C

1. What is a joint? (1 mark)

_____

2. Give the names of the three joints shown in diagrams A, B and C. (3 marks)

Joint A_____

Joint B_____

Joint C_____

3. Beside the examples shown in the diagrams, give another location in the human body where: (3 marks)

a. Joint A can be located_____

b. Joint B can be located_____

c. Joint C can be located_____

4. Give the name of the joint that: (4 marks)

a. allows movement in one direction only.

_____

b. allows movement in a full rotation

_____

c. allows movement from side to side

_____

d. allows bones to slide across each other

_____

LIVEWORKSHEETS

5. Write the names of the connective tissues that: (3 marks)

a. connects muscle to bone _____

b. connects bone to bone _____

c. prevents two bones from rubbing against each other

_____

6. Joints can be classified into two groups: moveable joints and immovable joints. State the name of the group of joints that Joint A, Joint B, and Joint C belongs to. (1 mark)

_____

Section D- Injuries and disorders of the Skeletal System

The diagrams shows the three types of fractures.

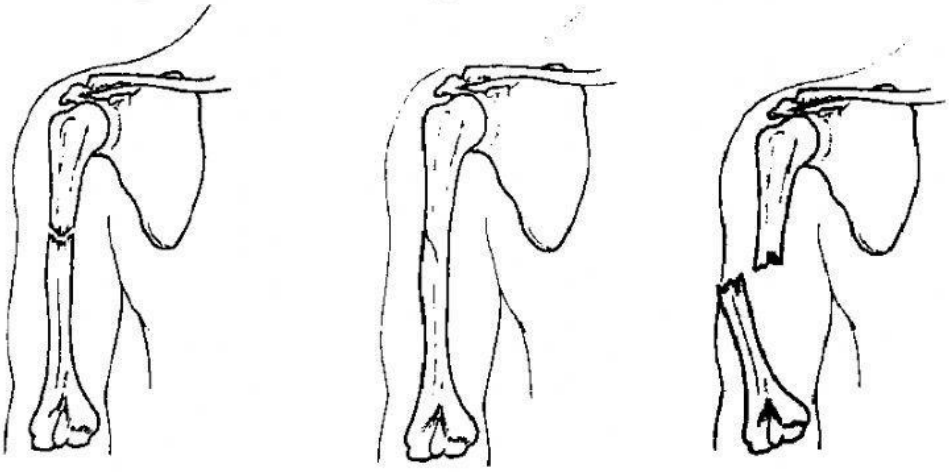

Fracture A Fracture B Fracture C

1. What is a fracture?

_____

2. From the diagrams, state which one is:

a. a greenstick fracture _____

b. a closed fracture _____

c. an opened fracture _____

LIVEWORKSHEETS

3. The diagrams shows TWO other injuries of the Skeletal System.

Injury C

Injury D

a. Write the name of the injury shown in: (2 marks)

Injury C_____

Injury D_____

b. Identify another location in the body where injury D can occur? (1 mark)

_____

c. What type of connective tissue that can be torn or overstretched in Injury C? (1 mark)

_____

BONUS QUESTION (2 marks)

What does the acronym P.R.I.C.E. stands for?

(Write the **FULL** word for each letter)

P _____

R _____

I _____

C _____

E _____

LIVEWORKSHEETS