







NOME:

TURMA: 1º ANO – PROFESSORA GRACILENE







LIGUE OS CONJUNTOS QUEM TEM A MESMA QUANTIDADE



## OBSERVE OS OBJETOS NO TAPETE



A) - PINTE UM QUADRADINHO PARA CADA OBJETO DA IMAGEM ACIMA.

	<input type="checkbox"/>	<input type="checkbox"/>	<input type="checkbox"/>	<input type="checkbox"/>	<input type="checkbox"/>
	<input type="checkbox"/>	<input type="checkbox"/>	<input type="checkbox"/>	<input type="checkbox"/>	<input type="checkbox"/>
	<input type="checkbox"/>	<input type="checkbox"/>	<input type="checkbox"/>	<input type="checkbox"/>	<input type="checkbox"/>
	<input type="checkbox"/>	<input type="checkbox"/>	<input type="checkbox"/>	<input type="checkbox"/>	<input type="checkbox"/>

B) - MARQUE UM X NO OBJETO QUE HÁ EM MAIOR QUANTIDADE E CONTORNE O OBJETO QUE HÁ EM MENOR QUANTIDADE.

