
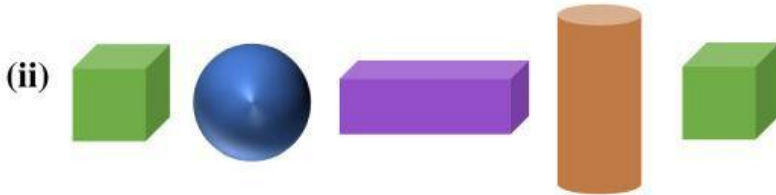


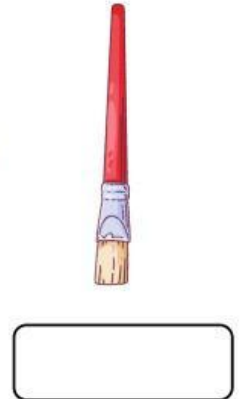




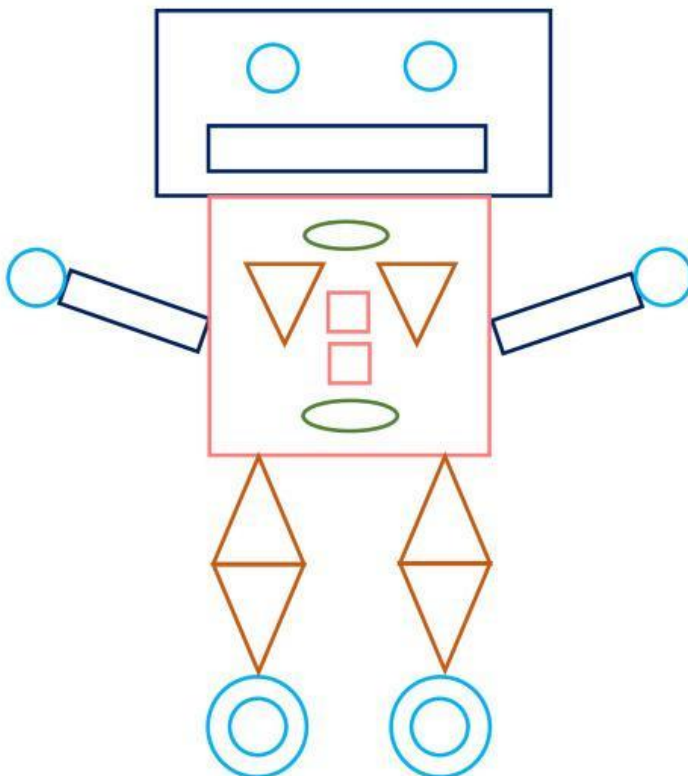
Q.1 Look at the given pattern and select the shape that comes next.



Q.2 Select the correct position of each object. (Types of Straight Lines)



Q.3 Count and write the number of each of the following shapes.



Ovals = _____

Circles = _____

Triangles = _____





Squares = _____

Rectangles = _____

Semi-circle (s) = _____

Quarter circle (s) = _____

Q.4 Read the pictograph and answer the questions.

Bakery Item	Number of Treats (Key: Each item = 6 treats)
Cupcakes	
Breads	
Cookies	
Cakes	

(i) How many treats are there?









(ii) Which treat is the most in the bakery?



(iii) How many more cookies are there than the cakes?



(iv) How many cupcakes, cookies, breads and cakes are there altogether?

