CALCOLIAMO IL PERIMETRO DELLE FIGURE GEOMETRICHE

Per calcolare il perimetro sommiamo i lati della figura geometrica, in questo caso il quadrato qui sotto.

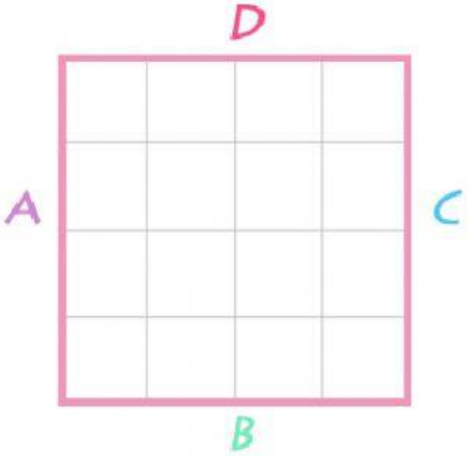

1 Conta i quadretti di ogni lato.

2 Ogni quadretto misura un centimetro. Ad ogni lato corrisponde ad una lettera.

3 Scrivi a fianco di ogni lettera quanto misura. Esempio: A = 4

4 Scrivi l'operazione sul quaderno: A (..) + B (..) + C (..) + D (..) = ?

5 Trova il risultato con la calcolatrice.

A + B + C + D =

LIVEWORKSHEETS

2

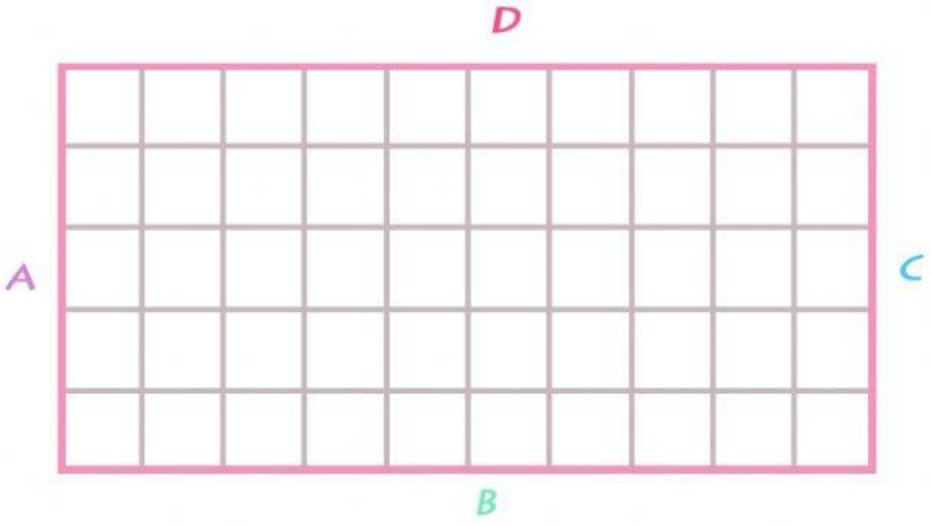

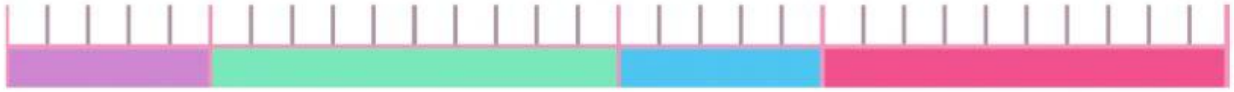

A + B + C + D =

3

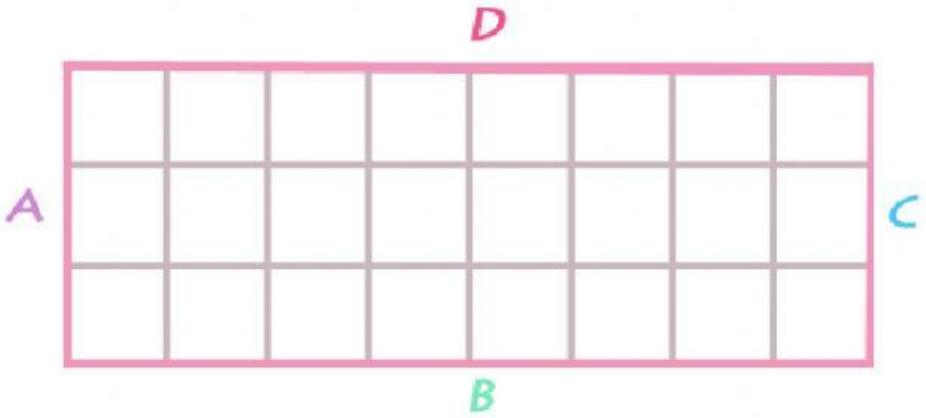

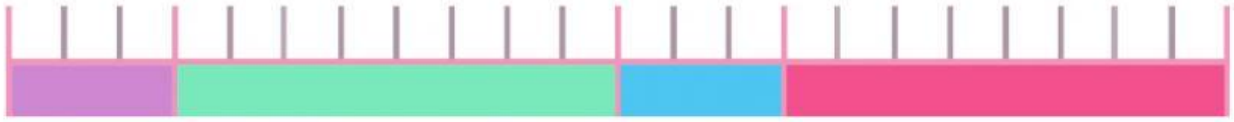

A + B + C + D =

LIVEWORKSHEETS

4

D

A

C

B

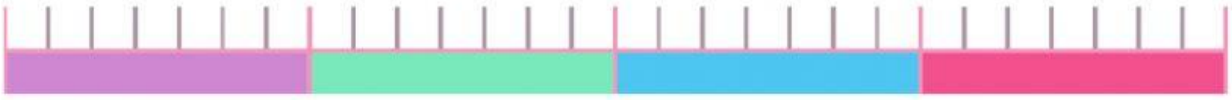

A + B + C + D =

LIVEWORKSHEETS