LKPD

Molekul Kimia



Nama :

[redacted]

LIVEWORKSHEETS



LIVEWORKSHEETS

Langkah Kerja Menggunakan Phet

Ketik di google serch “Phet Simulation”

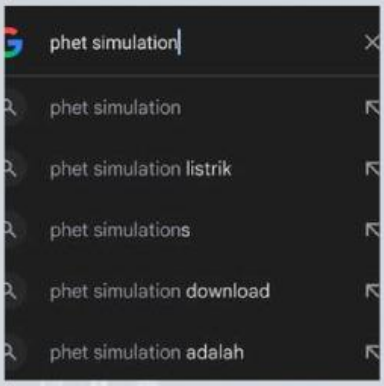

Klik pada hasil yang paling atas!

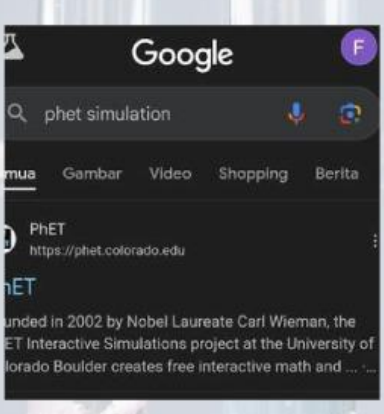

Setelah masuk, pilih pada menu kimia

LIVEWORKSHEETS

Langkah Kerja Menggunakan Phet

Kemudian, pilih pada Bentuk molekul

Pencet pada gambar yang di tunjuk !

Pilih, pada bagian model untuk menentukan bentuk molekul



LIVEWORKSHEETS

Langkah Kerja Menggunakan Phet

Mainkan, untuk menentukan model yang diinginkan

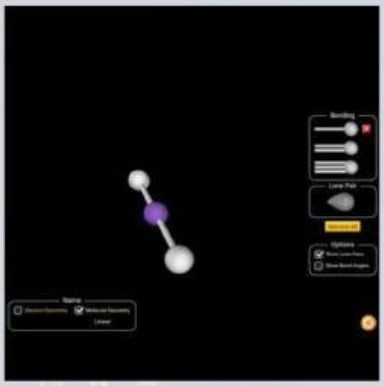

Klik centang pada 2 kolom sebelah kiri, untuk mengetahui bentuk molekulnya!

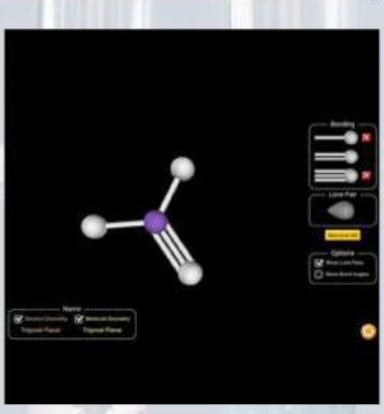

Kemudian pilih Real Molecule untuk mengetahui bentuk molekul pada suatu senyawa

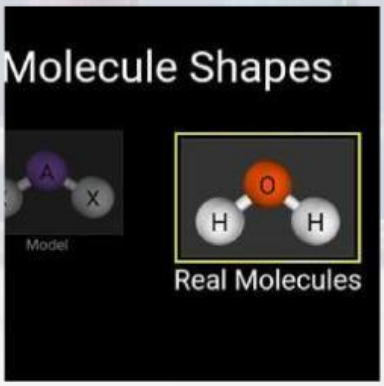

LIVEWORKSHEETS

Langkah Kerja Menggunakan Phet

Mainkan, untuk mengetahui berbagai bentuk molekul

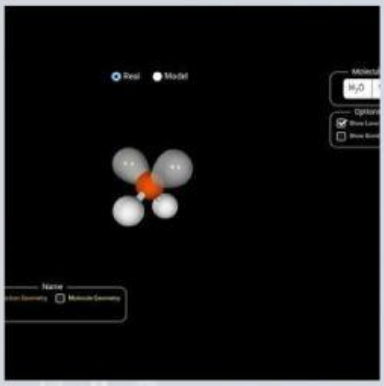

Klik pada bagian kanan untuk memilih senyawa yang diinginkan

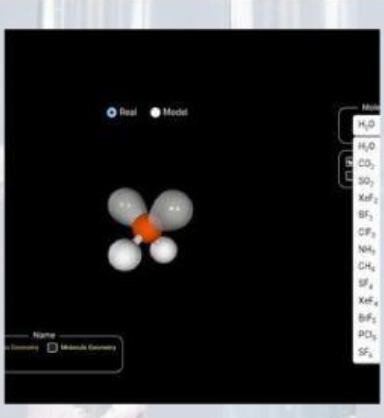

Klik centang pada kiri bawah untuk mengetahui nama bentuk molekulnya

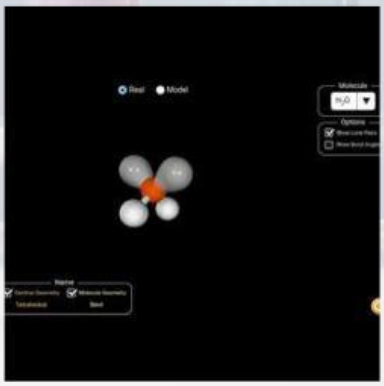

LIVEWORKSHEETS

Langkah Kerja Menggunakan Phet

Klik centang pada kanan atas, untuk mengetahui sudut ideal ikatan

LIVEWORKSHEETS

TUGAS

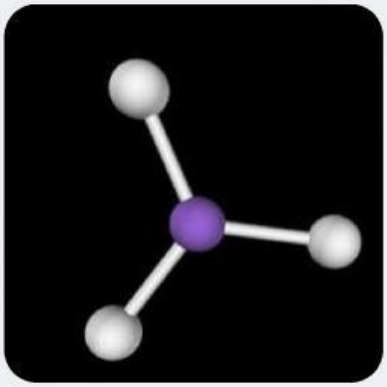

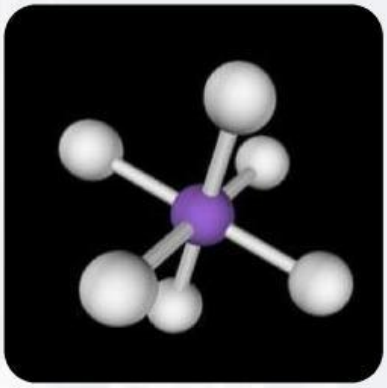

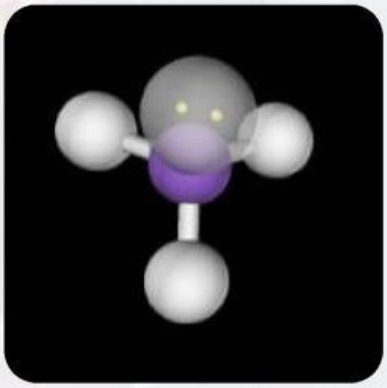

LIVEWORKSHEETS

Temukan 3 nama bentuk molekul di bawah pada kotak di bawah!

TUGAS

D	D	T	R	R	L	G	T
G	G	E	E	G	A	Y	E
D	R	T	T	E	R	E	L
T	G	A	W	W	D	C	I
D	Y	H	F	G	E	S	N
H	R	E	G	F	H	T	E
E	T	D	F	B	A	E	A
H	E	R	G	E	T	G	R
D	T	A	W	F	K	E	A
S	G	L	R	R	O	J	L

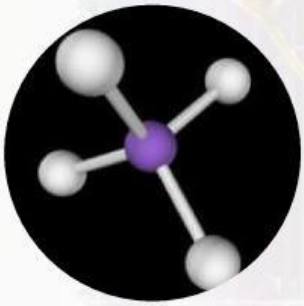

LIVEWORKSHEETS

TUGAS

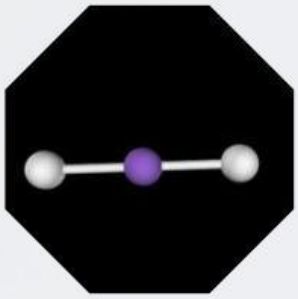
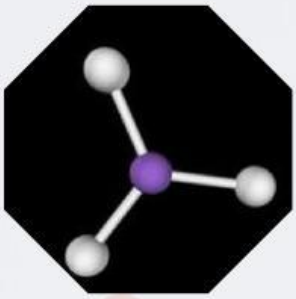
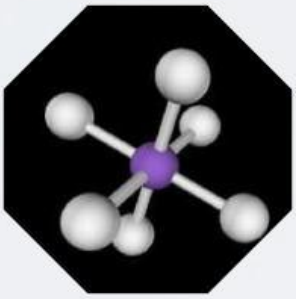

BF3

NH3

ClF3

CH4

SF6

BeCl3

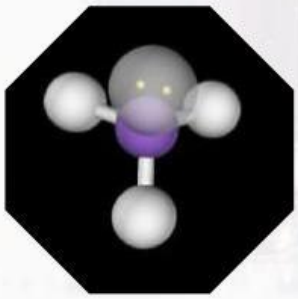
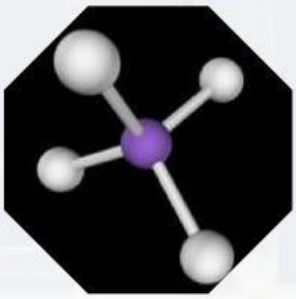
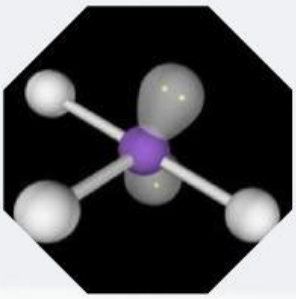

Jodohkan dengan molekul yang benar.....

LIVEWORKSHEETS

TUGAS

Buatlah kesimpulan dari apa yang kamu pelajari !

LIVEWORKSHEETS

TUGAS

LIVEWORKSHEETS