

Part 1

Look and read. Write ✓ or X. There are two examples.

Examples



This is a phone.




These are desks.



Questions

1.



These are bees.



2.



These are shells.



3.



This is a bed.

☐

4.



This is a clock.

☐

5.




This is a plane.

☐

Part 2

Look and read. Write **yes** or **no**.



Examples

The family is listening to music. Yes

The people are in the living room. No

Questions

1. The family is cleaning the kitchen. _____
2. The dog is under the table. _____
3. Dad is taking a photo. _____
4. There is some food on the table. _____
5. The door is open. _____

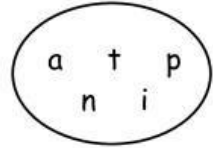
Part 3

Look at the pictures. Look at the letters. Write the words.

Examples



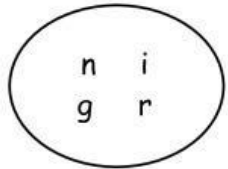
paint



Questions

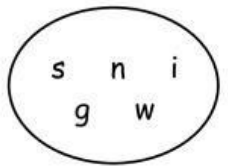
1.





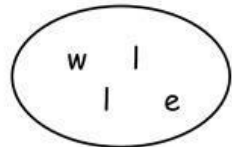
2.





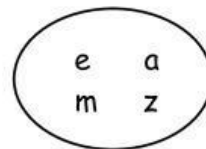
3.





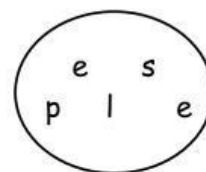
4.













5.





Part 4

example  park	 boats	 sun	 ducks
 trees	 school	 picture	 camera

Read. Choose a word from above. Write the correct word next to numbers 1-5.
There is an example.

Painting



A lot of people like to paint in the **park**. They paint pictures of flowers and **1** . They also paint birds in the sky and **2** in the water. You can take photos with a **3** , but painting is really fun. Some people like to paint at **4** with their classmates. Then they put their favourite **5** on the wall at home. Painting is fun. Do you like painting?

Part 5

Look at the pictures and read the questions. Write one-word answers.



Examples

Where are the people?

at the zoo


Who is sitting on the green chair?

Mom

Questions

1. Where is the baby's ice creams?

on the _____



2. How many monkeys are there? _____

3. Who is pointing at the black monkey? the _____



4. What is the girl giving to her baby brother? a _____

5. What is the black monkey eating? an _____