









MAP SKILL

KEY

6						
5						
4						
3						
2						
1						
	A	B	C	D	E	F

	ISLAND
	VALLEY
	VOLCANO
	MOUNTAIN
	PENINSULA
	CAVE
	PLATEAU
	CLIFF

Name the landform located in block (C, 2).

Which is the landform located five blocks to the right of the plateau?

Name the two landforms that occupy row 4.

Which landform is located just to the left of block (E, 5)?

Write the name of the landform in block (E, 3).

Name the two landforms that occupy column F.

In which block is the volcano located?

In which block is the island located?