

## Part 1

Look and read. Write ✓ or X. There are two examples.

Examples



This is a tree.



This is a car.



Questions


1.



This is a bag.



2.



This is an orange.



3.



This is a bus stop.

☐

4.



These are books.

☐

5.



This is a television.

☐

## Part 2

Look and read. Write **yes** or **no**.



### Examples

The girl is dancing.

Yes

It is raining.

No

### Questions

1. Two people are playing cards.

\_\_\_\_\_

2. The woman is exercising.

\_\_\_\_\_

3. There are three birds.

\_\_\_\_\_

4. A boy is swimming.

\_\_\_\_\_

5. A man is listening to music.

\_\_\_\_\_

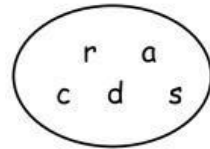
### Part 3

Look at the pictures. Look at the letters. Write the words.

Examples



c a r d s

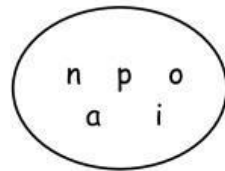


Questions

1.



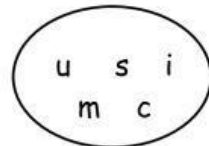
-----



2.



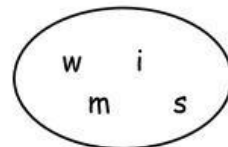
-----



3.




-----



4.



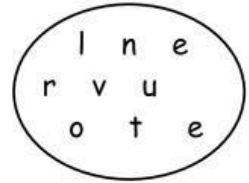
-----









5.



-----



## Part 4

			
read	cook	travel	online
			
church	fish	swim	shop

Read. Choose a word from above. Write the correct word next to numbers 1-5.  
There is an example.



I have fun on the weekend. On Saturday morning, I help my mom in the kitchen.  
I like to cook. In the afternoon, I 1 in the pool. After that,  
I go 2 on the computer. Sometimes, I 3 at the  
supermarket. On Sunday, I go to 4 with my family. Then we go to  
the library and 5 magazines. I love weekends.



## Part 5

Look at the pictures and read the questions. Write one-word answers.



### Examples

What colour is the car?

blue

How many children are there?

two

### Questions

1. What is the boy holding? a



2. What are they doing?

\_\_\_\_\_

3. How is the weather like?

\_\_\_\_\_



4. Where are they sitting?

on the picnic \_\_\_\_\_

5. What is the woman eating?

a \_\_\_\_\_