











WORKSHEET

Teacher Ivy
FFs1 – Unit 13: Tidy up!



Teacher's feedbacks

Task 1: Look and write the words:

 <div style="display: flex; flex-direction: column; align-items: center;"> <div style="display: flex; gap: 10px;">E L E</div> <div style="display: flex; gap: 10px;">V E N</div> <div style="border: 1px solid black; width: 100px; height: 20px; margin-top: 5px;"></div> </div>	 <div style="display: flex; flex-direction: column; align-items: center;"> <div style="display: flex; gap: 10px;">T L E</div> <div style="display: flex; gap: 10px;">V E W</div> <div style="border: 1px solid black; width: 100px; height: 20px; margin-top: 5px;"></div> </div>
 <div style="display: flex; flex-direction: column; align-items: center;"> <div style="display: flex; gap: 10px;">E I H T</div> <div style="display: flex; gap: 10px;">E T R N</div> <div style="border: 1px solid black; width: 100px; height: 20px; margin-top: 5px;"></div> </div>	 <div style="display: flex; flex-direction: column; align-items: center;"> <div style="display: flex; gap: 10px;">E O E T</div> <div style="display: flex; gap: 10px;">F N U R</div> <div style="border: 1px solid black; width: 100px; height: 20px; margin-top: 5px;"></div> </div>
 <div style="display: flex; flex-direction: column; align-items: center;"> <div style="display: flex; gap: 10px;">F E I</div> <div style="display: flex; gap: 10px;">F T E N</div> <div style="border: 1px solid black; width: 100px; height: 20px; margin-top: 5px;"></div> </div>	 <div style="display: flex; flex-direction: column; align-items: center;"> <div style="display: flex; gap: 10px;">E I E</div> <div style="display: flex; gap: 10px;">X T S N</div> <div style="border: 1px solid black; width: 100px; height: 20px; margin-top: 5px;"></div> </div>
 <div style="display: flex; flex-direction: column; align-items: center;"> <div style="display: flex; gap: 10px;">V E E T E</div> <div style="display: flex; gap: 10px;">E S N N</div> <div style="border: 1px solid black; width: 100px; height: 20px; margin-top: 5px;"></div> </div>	 <div style="display: flex; flex-direction: column; align-items: center;"> <div style="display: flex; gap: 10px;">N I E T</div> <div style="display: flex; gap: 10px;">G E E H</div> <div style="border: 1px solid black; width: 100px; height: 20px; margin-top: 5px;"></div> </div>
 <div style="display: flex; flex-direction: column; align-items: center;"> <div style="display: flex; gap: 10px;">I N N E</div> <div style="display: flex; gap: 10px;">E N T E</div> <div style="border: 1px solid black; width: 100px; height: 20px; margin-top: 5px;"></div> </div>	 <div style="display: flex; flex-direction: column; align-items: center;"> <div style="display: flex; gap: 10px;">T W T</div> <div style="display: flex; gap: 10px;">Y E N</div> <div style="border: 1px solid black; width: 100px; height: 20px; margin-top: 5px;"></div> </div>

Task 2. Listen and write. There is one example.**Examples**

How many baseball caps does the girl want? **18**

What is the girl's school? .Green.... **Tree**....school

Questions

1. How many grey caps does the girl want?

2. What is the teacher's name? Miss

3. What is the girl's name?

4. Which class is the girl in?

5. Where is the girl's school? In.....street