







School:			THE FINAL TERM TEST		
Name:			Subject: English 3		
Class:			Time: 40 minutes		
Skill:	Listening	Reading	Writing	Speaking	Total
Mark:					
Comments:					

PART A. LISTENING

Question 1. Listen and tick. There is one example.

Example	 <input type="checkbox"/>	 <input checked="" type="checkbox"/>
1	 <input type="checkbox"/>	 <input type="checkbox"/>
2	 <input type="checkbox"/>	 <input type="checkbox"/>
3	 <input type="checkbox"/>	 <input type="checkbox"/>
4	 <input type="checkbox"/>	 <input type="checkbox"/>

Question 2. Listen and circle .There is one example.

Example:



1.



a

2.



b



a



b

3.



a

4.



b



a



b

Question 3. Listen and number. There is one example.











Question 4. Listen and write. There is one example.

0. There are two **chairs** in my bedroom. They're small.

1. What are you doing?- I'm playing

2. This is my mother.

What's her job?- She's a

3. Who's this? It's my

4. What would you like to eat? I'd like some, please.

PART B. READING AND WRITING

Question 5. Read and odd one out.

1. A. milk B. chicken C. bean D. rice
2. A. parrot B. plane C. dog D. cat
3. A. cycling B. walking C. painting D. badminton

Question 6. Read and choose the best answer.

1. is she? It's my brother.

A. How old B. When C. What D. Who

2. Would you like some fish? No,.....

A. thanks B. thanks you C. please D. thanks

3. What are you doing? I'm.....





A. watch B. watching C. watches D. watched

Question 7. Read and decide the statements True (T) or false(F). There is one example.


Hi, my name is Lucy. Here is my bedroom. It is very beautiful. There is a blue window near the desk. There are three chairs and a bed. There is a lamp on the desk. I love my bedroom very much.




		T	F
0	Lucy's bedroom is beautiful.	✓	
1	The window is pink.		
2	There are three chairs and a bed in the bedroom.		

Question 8. Look and unscramble the letters. There is one example.

0.		Example : e a m t → meat
1.		e/w/n →
2.		b/r/o/e/d/o/m →
3.		r/s/a/b/i/b/t →

Question 9. Look and write the words. There is one example.

0.		Example : → This is my <u>house</u> .
----	---	--

1.		What is she doing? → She is playing <u>badminton</u> .
2.		Where are the <u>tables</u> ? → They are in the kitchen.
3.		What can you see? → I can see a <u>horse</u> .

Question 10. Put the words in order.

1. is/ the/ What /doing /elephant/?

=> _____

2. have/ I/ parrots/ many/.

=> _____

PART C SPEAKING

Part 1: Interview (0.75pt)

Teacher gives students three questions related to personal information.





1. What's your name?

2. How old are you?

3. Is the chair in the room new?

Part 2: Point and say.(0.75pt)

Teacher shows two pictures for each question. Student listen and points then say aloud. (There are three questions)

Flashcard 1	Flashcard 2
	
Teacher: Who is this? - Student points to flashcard	
	
Teacher: What is the monkey doing? Student points to flashcard	





Teacher: I have a new..... Student points to flashcard	

Part 3: Let's talk.(0.5pt)

Teacher show a picture and some cues. Student uses the cues to talk about the picture.

- Teacher says: Now you have 30 seconds to look at the picture and say aloud.



Duyệt của Chuyên môn

, ngày ... tháng 9 năm 2023
Người lập