

## Review Unit 6-7

### A. LISTENING

Part 1: Listen and number. There is one example.



Part 2: Listen and tick the box. There is one example.

Example: Choose the correct answer.

☐☒☐

1. Where does Jack want to go?

☐☐☐

2. What did the woman find?

☐☐☐

3. What does she have for lunch?








4. Where do you want to go?








5. What clothes does he wear?















**Part 3: Listen and write a name or numbers. There are 2 examples.**

|   |                                    |
|---|------------------------------------|
| <b>Examples</b><br>What's the boy's name?<br>How old is he? | .....Alex Wall.....<br>.....8..... |
| 1. Where does Alex live?                                    | 15 ..... Street                    |
| 2. Which class is Alex in?                                  | Class .....                        |
| 3. Who is Alex's teacher?                                   | Mrs .....                          |
| 4. How many books has Alex got today?                       | .....                              |
| 5. What is Alex's favourite story?                          | Cousin .....                       |

## B. READING AND WRITING

Part 1: Look and read. Put a tick (✓) or cross (X) in the box. There are 2 examples.

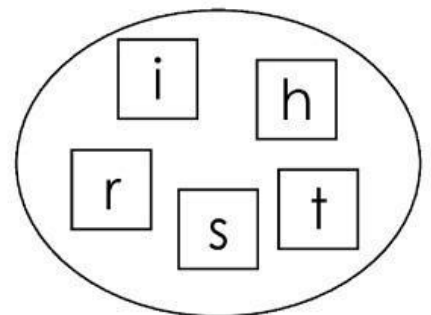
|   |   |
|---|---|
|  This is a pen. <input checked="" type="checkbox"/>    |  This is an apple. <input checked="" type="checkbox"/> |
| 1.  These are my shoes. <input type="checkbox"/>       | 2.  This is my shirt. <input type="checkbox"/>         |
| 3.  I have blue pants. <input type="checkbox"/>        | 4.  Juice?<br>Yes, please! <input type="checkbox"/>    |
| 5.  I want to go to the zoo. <input type="checkbox"/> |   |

Part 2: Look at the picture. Look at the letters. Write the words. There is one example.

Example



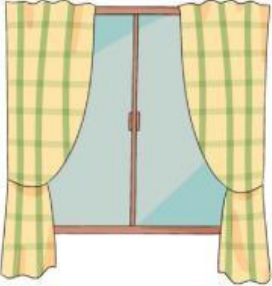


s h i r t



|  |       |   |
|--|-------|---|
| 6.  | _____ | <div> <div>l</div> <div>o</div> <div>g</div> <div>a</div> <div>y</div> <div>u</div> <div>p</div> <div>r</div> <div>n</div> </div> |
| 7.  | _____ | <div> <div>r</div> <div>s</div> <div>d</div> <div>s</div> <div>e</div> </div>   |



|  |       |   |
|--|-------|---|
| 8.    | _____ | <div>p</div> <div>k</div> <div>a</div> <div>r</div>                           |
| 9.    | _____ | <div>l</div> <div>v</div> <div>o</div> <div>n</div> <div>i</div> <div>i</div> |
| 10.  | _____ | <div>i</div> <div>o</div> <div>w</div> <div>w</div> <div>d</div> <div>n</div> |

**Part 3: Look, read and circle the correct answer. There is one example.**

**Example:**

**How are you?**

A. I'm happy.

B. I'm hungry.

☒ C. I'm scared.



**11. Pencil?**

A. No, thank you.

B. Yes, I do.

C. Yes, please.



**12. Is this your T-shirt?**

A. Yes, it is.

B. No, it isn't.

C. No, they are.



**13. I want to go to the \_\_\_\_.**

A. vest

B. watch

C. beach



**Part 4: Reorder the words to make a sentence. There is one example.**

**Example:** are / socks / These / my. ➔ These are my socks.

14. want / I / go / to / beach. / the / to



.....

15. your / Is / hat? / this



.....