

Student:	Date:
Mark:	_____
Comments:	
Firma padre/madre/tutor	



## COORDINATION DIAGNOSIS

### March – Level 3

1) Write in English:

2) Write the missing letters (NUMBERS):



Naranja:


Amarillo:


Marrón:


Negro


Verde:


Blanco:


Azul:


Rojo:

1. **O** \_ \_

2. **T** \_ \_

3. **TH** \_ \_ \_

4. **F** \_ \_ \_ \_

5. **F** \_ \_ \_ \_

6. **S** \_ \_ \_

7. **S** \_ \_ \_ \_ \_

8. **E** \_ \_ \_ **H** \_

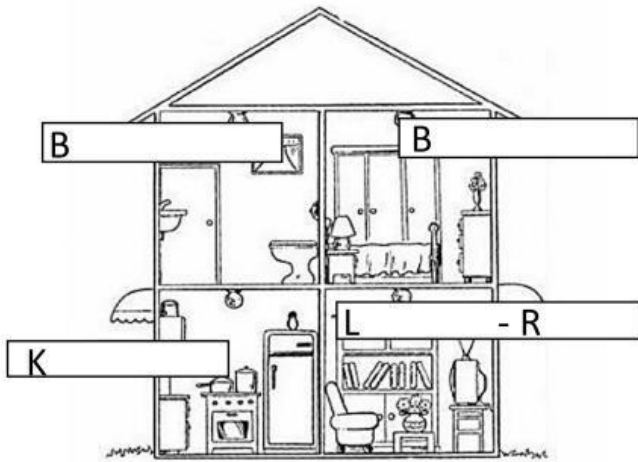
9. **N** \_ \_ \_ \_

10. **T** \_ \_ \_

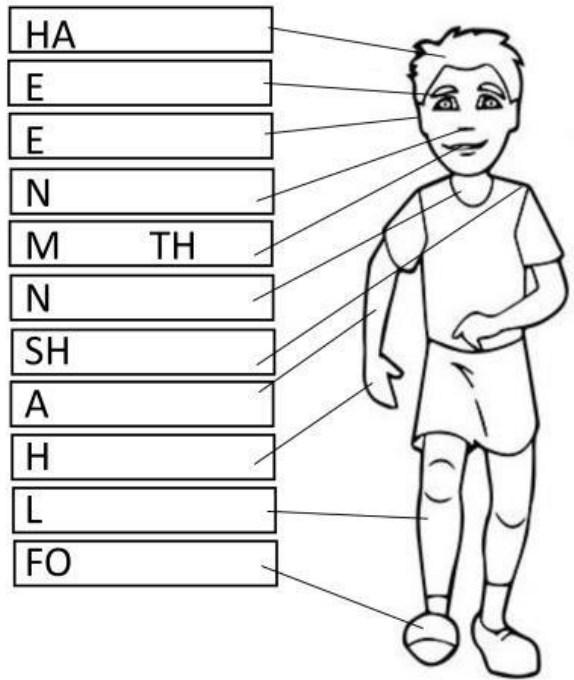
11. **E** \_ \_ \_ **V** \_ \_ \_

12. **TW** \_ \_ \_ **V** \_


3) Write the parts of the house:




4) Write the body parts:



5) Write the animals:



6) Write the school objects:




--	--	--	--	--	--	--

P...



--	--	--

P...




--	--	--	--	--	--

R...



--	--	--	--	--	--


R...



--	--	--	--

B...

7) Write the members of the family:



A black and white line drawing of a family of seven people. Each person has a rectangular label with a letter pointing to them. The labels are: 'B' for the boy on the shoulders, 'F' for the father, 'B' for the baby, 'M' for the mother, 'G' for the grandfather, 'S' for the sister, and 'G' for the grandmother.