

My name is: \_\_\_\_\_

**WORKSHEET**

Date: 04/03/2025

FFs1 - Unit 7.5



Teacher's feedbacks

**Task 1: Unscramble the words.** (Con sắp xếp lại thành từ đúng nhé.)



f t t c o n e i

\_\_\_\_\_



f t g i

\_\_\_\_\_



d c r a

\_\_\_\_\_



r h n o

\_\_\_\_\_



e i t

\_\_\_\_\_



r b g h i e n o u

\_\_\_\_\_



t n u

\_\_\_\_\_



r e m r t s a e

\_\_\_\_\_



k e u p c c a

\_\_\_\_\_



o l l o a b n

\_\_\_\_\_



s d o a

\_\_\_\_\_



w b o

\_\_\_\_\_



**Task 2: Read carefully and choose.** (Con đọc kĩ và chọn đáp án đúng nhé.)

**Make a card for your mum!**

- 1 Cut a rectangle of card. Fold it in half.  
  
My card's yellow.
- 2 Think about your mum. What does she like? Does she like animals? Does she like sport? Or does she like flowers?  
  
My mum likes flowers.
- 3 Draw and colour a picture on the front of the card.  
  
Purple and orange flowers.
- 4 Now open the card. Draw a picture of you with a big smile.  
  
This is me.
- 5 Write in the card, Dear Mum, Thank you for everything you do for me. Then write your name.  
  
Dear Mum,  
Thank you for everything  
From Ryan
- 6 Give the card to your mum.  
  
Thank you, Ryan!




1. Draw a picture on the front of the **cake / card**.
2. Now **close / open** the card.
3. Draw a picture of **Grandpa / you**.
4. Now **write / talk** on the card.
5. Give the card to your **mom / dad**.





**Task 3: Listen and tick.** (Con nghe và tick nhé.)1  
2

1 What can Tom have for dinner?



A ☐B ☐C ☐

2 Where is Anna?

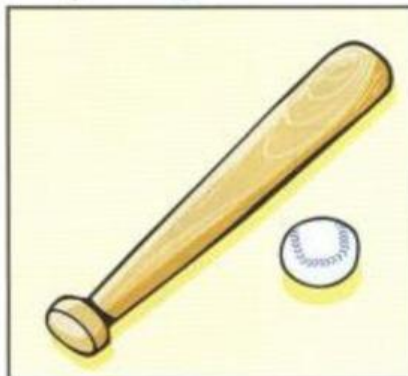
A ☐B ☐C ☐

**Task 3: Listen and tick.** (Con nghe và tick nhé.)

3 Which is May's mouse?

A ☐B ☐C ☐

4 Which sport is Ben doing today?

A ☐B ☐C ☐

5 What is Alex doing now?

A ☐B ☐C ☐