

1 Read and **circle**. Complete.

To start an email use <sup>1</sup> **Hi** / **Bye** + name. To end an email use <sup>2</sup> **Hi** / **Bye** + name.


\_\_\_\_\_ Jane,  
My new bedroom is great. It has got a big bed and a green desk!  
\_\_\_\_\_, Sarah


2 Plan your new bedroom. Choose and tick (✓) five more things.


- |      |                                     |          |                          |              |                          |
|------|-------------------------------------|----------|--------------------------|--------------|--------------------------|
| bed  | <input checked="" type="checkbox"/> | slide    | <input type="checkbox"/> | clock        | <input type="checkbox"/> |
| desk | <input type="checkbox"/>            | wardrobe | <input type="checkbox"/> | toy cupboard | <input type="checkbox"/> |
| lamp | <input type="checkbox"/>            | chair    | <input type="checkbox"/> | picture      | <input type="checkbox"/> |

3  Read and answer about your new bedroom.

- 1 What colour is the bed? \_\_\_\_\_
- 2 Have you got a desk? \_\_\_\_\_
- 3 Have you got a toy cupboard? \_\_\_\_\_
- 4 How many chairs are there? \_\_\_\_\_
- 5 What's next to the bed? \_\_\_\_\_
- 6 How many windows are there? \_\_\_\_\_
- 7 Have you got a clock? \_\_\_\_\_
- 8 How many wardrobes are there? \_\_\_\_\_
- 9 Have you got a slide? \_\_\_\_\_
- 10 Where is the lamp? \_\_\_\_\_

4  Draw your new bedroom.



5  Complete your email.



To:

Subject:

 bedroom photo

Hi \_\_\_\_\_,

Look! This is my new bedroom. It's \_\_\_\_\_!

There's a big bed. It's \_\_\_\_\_.

There's a \_\_\_\_\_ next to the bed.

There \_\_\_\_\_.

There's \_\_\_\_\_.

There \_\_\_\_\_, too!

It's great!

Bye, \_\_\_\_\_

