Ujian 11 UASA

BAB 9

Tarikh : _____

Poligon Asas
Basic Polygons

Skor /30

Bahagian A

1. Antara berikut, yang manakah **tidak** benar? SK 9.1 TP1
*Which of the following is **not** true?*

	Bilangan sisi *Number of sides*	Nama poligon *Name of polygon*
A	7	Heksagon *Hexagon*
B	8	Oktagon *Octagon*
C	9	Nonagon *Nonagon*
D	10	Dekagon *Decagon*

2. Rajah di bawah menunjukkan sebuah segi tiga. SK 9.2 TP2
The diagram below shows a triangle.

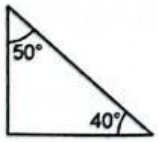

Tentukan jenis segi tiga itu.
Determine the type of the triangle.

A Segi tiga sama kaki
Isosceles triangle

B Segi tiga sama sisi
Equilateral triangle

C Segi tiga bersudut tirus
Acute-angled triangle

D Segi tiga bersudut tegak
Right-angled triangle

3. Dalam rajah di bawah, *PQR* ialah garis lurus. SK 9.2 TP3
In the diagram below, PQR is a straight line.

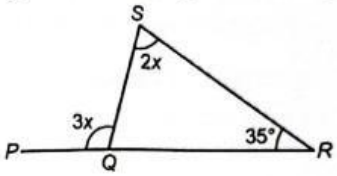

Hitung nilai *x*.
Calculate the value of x.

A 25° **C** 35°
B 30° **D** 40°

4. Rajah di bawah menunjukkan dua buah segi tiga bersudut tegak. SK 9.2 TP3
The diagram below shows two right-angled triangles.

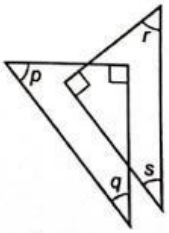

$\angle p + \angle q + \angle r + \angle s =$

A 360° **C** 180°
B 270° **D** 90°

5. Dalam rajah di bawah, *EFJK* ialah sebuah segi empat sama dan *FGHJ* ialah sebuah trapezium. SK 9.3 TP3
In the diagram below, EFJK is a square and FGHJ is a trapezium.

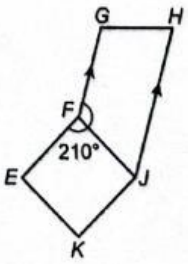

© Penerbitan Pelangi Sdn. Bhd.

LIVEWORKSHEETS

Cari / *Find* $\angle FJH$.

A 20° **C** 60°
B 40° **D** 80°

6. Dalam rajah di bawah, *PQR* ialah segi tiga sama sisi dan *PRST* ialah garis lurus.
In the diagram below, PQR is an equilateral triangle and PRST is a straight line.

SK 9.2 TP 3

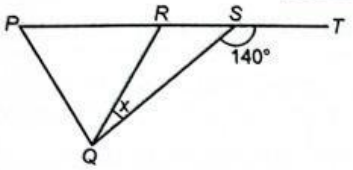

Hitung nilai *x*.
Calculate the value of x.

A 10° **C** 30°
B 20° **D** 40°

7. Dalam rajah di bawah, *PQS* ialah sebuah segi tiga sama sisi dan *QSR* ialah sebuah segi tiga sama kaki dengan sudut tegak di *S*. SK 9.2 TP 3
In the diagram below, PQS is an equilateral triangle and QSR is an isosceles triangle with right angle at S.

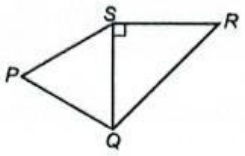

Cari / *Find* $\angle PQR$.

A 100° **C** 110°
B 105° **D** 120°

8. Dalam rajah di bawah, *PQR* ialah garis lurus dan *QRST* ialah sebuah segi empat selari.
In the diagram below, PQR is a straight line and QRST is a parallelogram. SK 9.3 TP 3

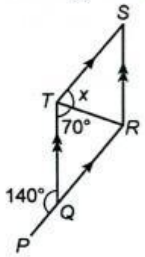

Cari nilai *x*.
Find the value of x.

A 40° **C** 60°
B 50° **D** 70°

LIVEWORKSHEETS