POST TEST



Nama _____

Kelas_____

1. Perhatikan tumpukan balok yang ada dibawah ini. Pasangkanlah ruas di sebelah kiri dengan ruas di sebelah kanan yang sesuai. Tentukan pasangan yang tepat berdasarkan susunan balok jika dilihat dari bawah

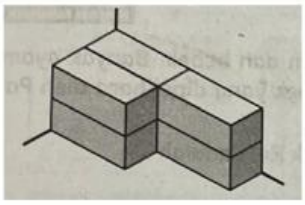

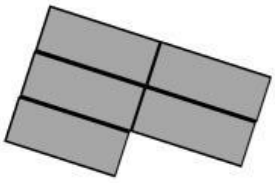



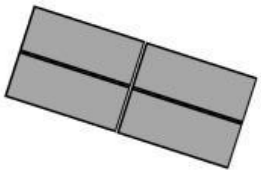

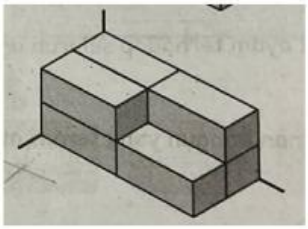

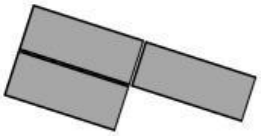

LIVEWORKSHEETS

2. Perhatikan bangun ruang balok dibawah ini

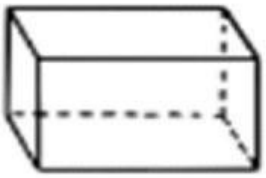

Tunjukkan manakah gambar yang merupakan jaring-jaring balok (jawaban lebih dari satu)

a

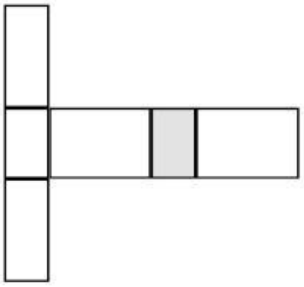

b

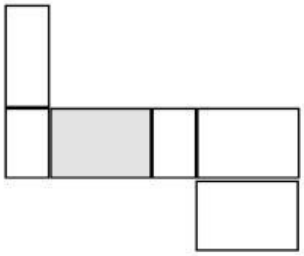

c

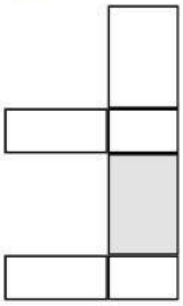

d

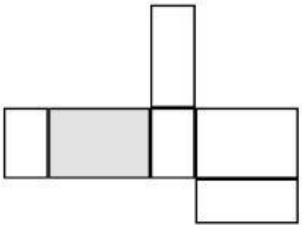

3. Perhatikan objek dibawah ini

Tentukan jaring jaring balok yang sesuai dengan objek di atas

a

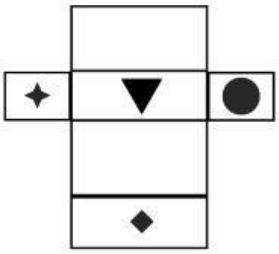

b

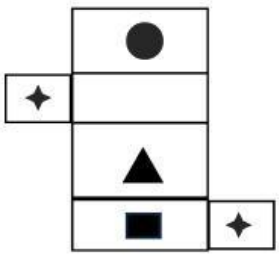

c

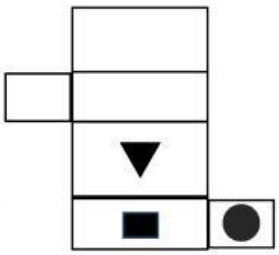

d

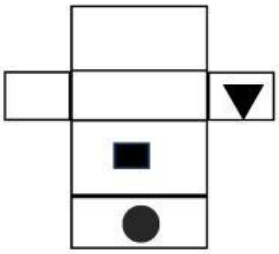

LIVEWORKSHEETS

4.Perhatikan jaring-jaring balok di bawah ini.

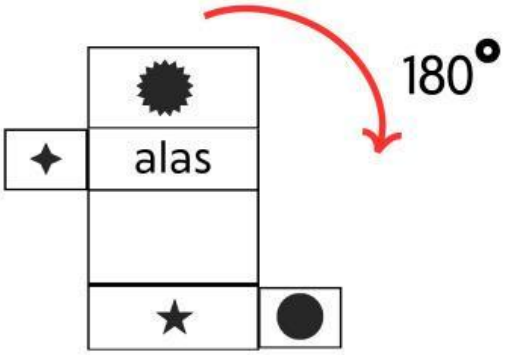

Jika jaring-jaring balok diatas diputar 180° searah jarum jam, manakah posisi balok dibawah ini yang benar

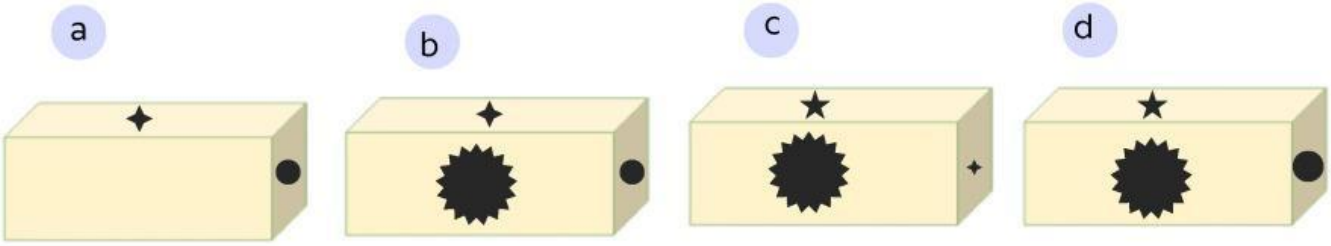

5. Perhatikan tumpukan balok dibwah ini. Balok ini terdiri dari 8 buah balok kecil, satu balok kecil mempunyai ukuran panjang 5 cm, lebar 3 cm dan tinggi 2 cm. Jika satu buah balok kecil diambil, maka berapakah luas permukaan tumpukan balok sekarang

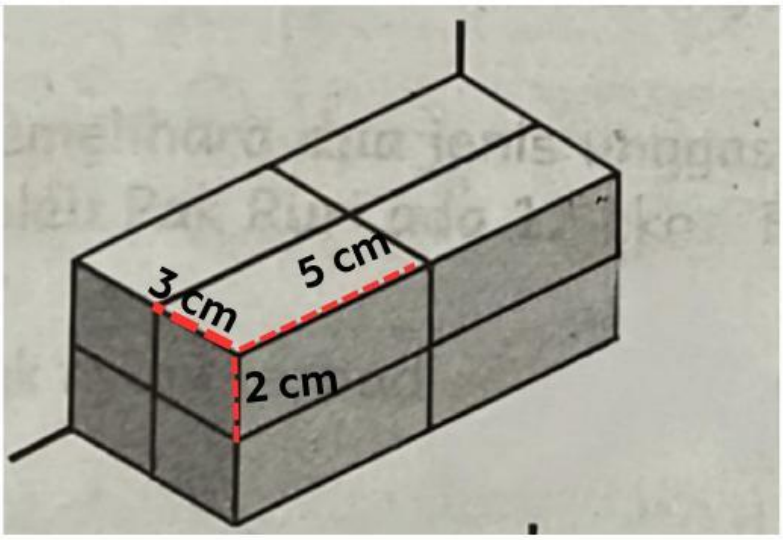

LIVEWORKSHEETS

LIVEWORKSHEETS