

1 ★ Uzupełnij wyrazy brakującymi literami.

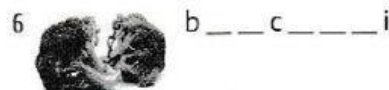
meat



fish



vegetables



2 ★★ Uzupełnij tekst wyrazami z ramki.

beef ■ fresh ■ mashed ■ noodle
pie ■ popular ■ salty ■ stale

Hi!

How are you? You want to know something about my new school? Well, I really like it. The teachers are very friendly and it's got a great computer room. But there's one problem – the food in the school canteen isn't very good! ☹

I usually have rolls and butter, but the rolls aren't very ¹ _____. In fact, sometimes, they're ² _____. The turkey ³ _____ is good, but the chicken ⁴ _____ soup is really ⁵ _____, so I always have to drink lots of water.

The best food in the canteen is ⁶ _____ stew with ⁷ _____ potatoes. We have that on Thursdays and it's really ⁸ _____ – everyone wants to eat it!

What's the food like in your school canteen?

Betty

Listening

3 25 Posłuchaj nagrania i zakreśl a, b lub c.

- Tom thinks he learns best from
 - his parents.
 - online videos.
 - his grandmother.
- Tom's sister likes
 - sweet food.
 - healthy food.
 - spicy food.
- Tom's aunt and uncle
 - don't like vegetables.
 - don't eat meat or fish.
 - don't like spicy food.

4 ★★★ Odpowiedz na e-mail Betty z ćwiczenia 2. Opisz swój ulubiony obiad.

Hi Betty!

Thanks for your letter! I usually eat lunch at home / at the school canteen. I really like _____ but I don't like _____

because _____

Write back soon!



Phonics twister

26 Posłuchaj nagrania. Podkreśl wyrazy, w których **oo** wymawia się tak jak w słowie **cook** /u/ oraz zakreśl wyrazy, w których **oo** wymawia się tak jak w słowie **cool** /u:/.

- I'm l**oo**king for my b**oo**ok about kangar**oo**s.
- We play fo**oo**tball every after**no**oo**n** after sch**oo**l.
- My brother watches sp**oo**ky cart**oo**ns on Sundays.
- Let's take our sc**oo**ters to the wo**oo**d.
- His house has got a blue r**oo**of and a swimming po**oo**l in the garden.



Life skills: Healthy food

Zaznacz nazwy zdrowych produktów spożywczych.

kebab ☐ salmon ☐ pizza ☐ tuna ☐
cereals ☐ broccoli ☐ popcorn ☐

1 ★ Zakreśl odpowiednie wyrazy.

- The beef stew **was / were** delicious but the vegetables **wasn't / weren't** fresh.
- I **wasn't / weren't** at school yesterday because it **was / were** the weekend.
- My sister and I **was / were** late for our tennis lesson yesterday and our teacher **was / were** very angry.
- A: Where **was / were** you last weekend?
B: I **was / were** at my cousins' house.
- A: **Was / Were** your brother at Mark's party last night?
B: No, he **wasn't / weren't**. He **was / were** at home.

2 ★★ Uzupełnij tekst odpowiednią formą **be** w czasie Past simple.

It ¹ _____ (✓) my friend Josh's birthday party yesterday. He ² _____ (✓) twelve years old. The party ³ _____ (X) at his house, it ⁴ _____ (✓) in the park. Josh's sister and his mum ⁵ _____ (✓) there, but his dad and his brother ⁶ _____ (X) there because they ⁷ _____ (✓) at work. Of course, lots of Josh's friends from school ⁸ _____ (✓) there. We ⁹ _____ (✓) in the park for four hours, but after lunch we ¹⁰ _____ (✓) all quite cold because it ¹¹ _____ (X) very sunny in the afternoon. The food ¹² _____ (✓) delicious and Josh's birthday cake ¹³ _____ (✓) really cool. It ¹⁴ _____ (✓) in the shape of a motorbike. It ¹⁵ _____ (✓) a really good party.

3 ★★ Przeczytaj ponownie tekst z ćwiczenia 2. i popraw zdania.

Josh was eleven years old.

He wasn't eleven years old. He was twelve years old.

- The party was at Josh's house.

- His father and brother were there.

4 ★★★ Zapisz pytania, stosując podane wyrazy, i odpowiedz na nie.

- Where / you / yesterday / ?

- Who / your best friend / when / you / ten years old / ?

Train your brain!

Znajdź drogę do mety i zaznacz ją. Możesz się poruszać w górę/dół oraz w prawo/lewo. Zapisz dwa pytania i dwa stwierdzenia. Każdy wyraz może być użyty tylko raz.



Start		
Where	They	were
was	he?	at
Finish!	I	home.
chef?	was	hungry.
a	you	Were


- _____
- _____
- _____
- _____

- They were in the park for two hours.

- They were all quite hot after lunch.


- Josh's birthday cake was in the shape of a robot.

1 ★ Podpisz ilustracje wyrazami z ramki.



bowl ■ cup ■ fork ■ glass
knife ■ plate ■ spoon ■ teaspoon

- | | |
|---------|---------|
| 1 _____ | 5 _____ |
| 2 _____ | 6 _____ |
| 3 _____ | 7 _____ |
| 4 _____ | 8 _____ |



blender ■ chopping board
frying pan ■ saucepan

- | | |
|---------|---------|
| 1 _____ | 3 _____ |
| 2 _____ | 4 _____ |

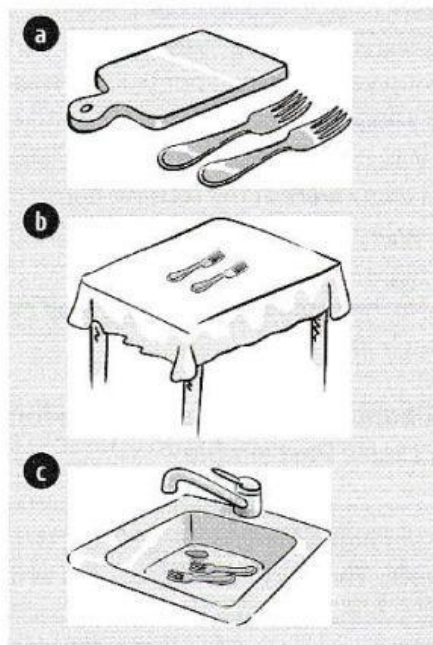
2 ★★ Zakreśl odpowiednie wyrazy.

- I want to drink some tea. I need a **cup** / plate.
- I want to eat some soup. I need a **bowl** / glass.
- I want to cut these vegetables. I need a **fork** / knife and a **blender** / chopping board.
- I want to cook this pasta. I need a **blender** / saucepan.
- I want to cook this pork chop. I need a **fork** / frying pan.

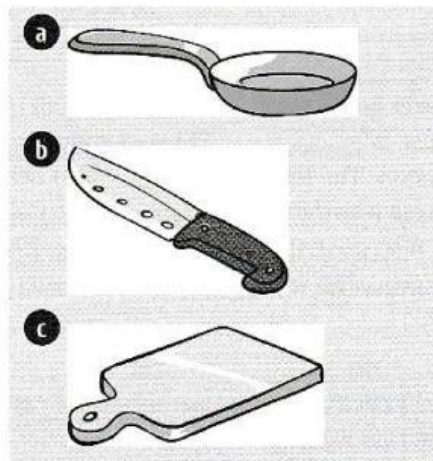
Listening

3 27 🎧 Posłuchaj nagrania i zakreśl a, b lub c.

1 Where are the forks?



2 What is aunt Rachel's birthday present?



3 What is the woman talking about?

- How to make a smoothie.
- How to use a blender.
- Her favourite fruit.

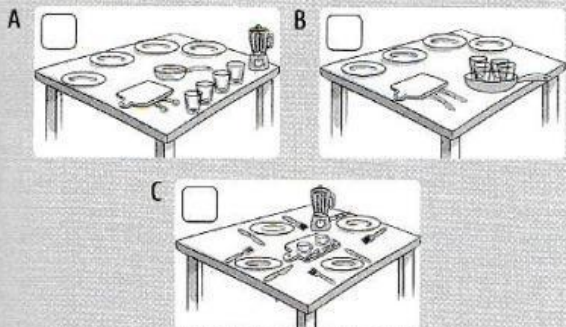
- 1 ★ Napisz zdania twierdzące lub przeczące, stosując podane wyrazy. Użyj: *There was/ wasn't* lub *There were/weren't*.



- ☒ / three boys *There were three boys.*
- 1 ☒ / any rubbish _____
- 2 ☒ / any dogs _____
- 3 ☒ / a lot of birds _____
- 4 ☒ / any people in the lake _____
- 5 ☒ / an old woman with a small cat _____
- 6 ☒ / a boat on the lake _____
- 7 ☒ / a shark in the lake _____

- 2 ★★ Przeczytaj tekst i zaznacz odpowiednią ilustrację.

This is a picture of my kitchen yesterday. There were four plates on the table but there weren't any knives or forks. There were two spoons under the chopping board. There was a frying pan next to the chopping board. There weren't any cups but there were four glasses next to the blender.



- 3 ★★★ Wybierz z ćwiczenia 2. jedną z dwóch pozostałych ilustracji i opisz ją, stosując *there was/wasn't* lub *there were/weren't*.

Useful!

Uzupełnij zdania wyrażeniami z ramki.



I can give you a hand.
It makes me mad!
Just calm down.
They aren't much use.

- 1 These boots have got holes in them.

- 2 A: Look! Those people are putting rubbish in the sea. _____
I'm really angry.
B: _____ Let's go and talk to them.
- 3 A: I don't understand this maths homework.
B: _____ Maths is my favourite subject.

Train your brain!

Zapisz pytania i połącz je z odpowiedziami. Której ilustracji z ćwiczenia 2. dotyczy?



- 1 there / a / on / blender / the / table / Was / ?

- 2 there / table / glasses / on / Were / the / any / ?

a No, there weren't. b Yes, there was.

Picture ☐