

UNIT 05



WHERE IS THE BUS STATION?

BY THE END OF THIS UNIT YOU WILL BE ABLE TO:

- » Talk about locations and things to buy
- » Ask for and give directions
- » Give opinions about tourist destinations.

Lesson A:

Places to go

Warm up

What are some popular tourist attractions in your country?



I love Quito, it is an interesting city...


Vocabulary: Places in town



Gas station



Bowling alley



Aquarium





Department store



Hotel



Playground



ATM

Vocabulary

Places in town

1. Match and practice in pairs.

Example: Where can you get a meal? – You can get a meal at a restaurant.

PLACES THINGS TO GET		ANSWERS	
1. hotel	a. groceries	1	c
2. supermarket	b. a bus	2	
3. gas station	c. medicine	3	
4. hospital	d. a room	4	
5. bus station	e. a meal	5	
6. drug store	f. medical care	6	
7. restaurant	g. parking spot	7	
8. parking lot	h. gasoline	8	



Conversation

Camille: Excuse me, Can you help me?

Police officer: Hello. Of course, what happened?

Camille: I need directions to some places. I'm visiting the city for the first time.

Police officer: Where do you want to go?

Camille: I want to visit the city museum. Where is it?

Police officer: That is actually close. It's near the Great View Hotel

Camille: Really? I'm staying at the Great View Hotel. I guess I'll check it later.

Police officer: Do you need anything else?

Camille: Yes, I do. Where is the best restaurant around?

Police officer: They serve good food at Gio's Restaurant. It's next to the city library.

Camille: Where is the city library?

Police officer: It's in front of us. Look!

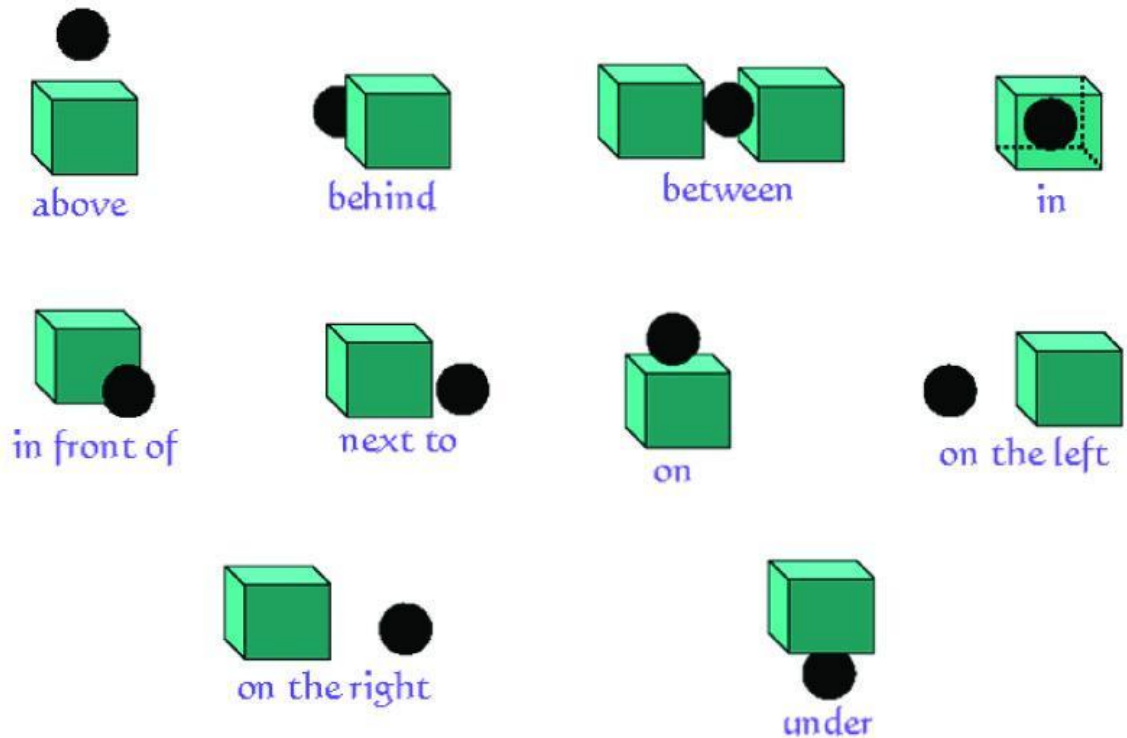
Camille: How did I not see it!? Thank you so much.

Police officer: You are welcome.



Grammar

Prepositions of place



Grammar

Prepositions of place

Preposition	Example
on	The hospital is on Amazonas Street.
next to	The church is next to the flower shop.
across from	The store is across from the bakery.
behind	The park is behind the school.
between	The gym is between the city hall and the bank.
on the corner of	The drugstore is on the corner of Main Street and 8th.

Which statements are true?

We use prepositions of place to

- ... give locations.
- ... make new friends.
- ... refer to a place.



Grammar:

Prepositions of place

Use prepositions of place to complete the directions

Prepositions					
<input type="checkbox"/>	Across from	<input type="checkbox"/>	between	<input type="checkbox"/>	on
<input type="checkbox"/>	behind	<input type="checkbox"/>	Next to	<input type="checkbox"/>	On the corner of



1. The hospital is on Oak Hill Avenue.
2. The museum is ___ the church.
3. The bookstore is ___to the Chinese restaurant.
4. The Chinese restaurant is on Oak Hill Avenue, ___ the book store and the supermarket.
5. The church is ___ the city bank.
6. The National Museum is ___ Main Street.





1. The music store is _____ Santos Dumont Street and Rosa e Silva Avenue.
2. The hospital is _____ the pet shop.
3. The toy store is _____ the music store and the restaurant.
4. The supermarket is _____ the restaurant.
5. The fast-food restaurant is _____ Amélia Street.

Grammar

Prepositions of place

Ask and answer questions about places in your city.

Use prepositions of place.

- A: Where is the central park?
 B: It's across from the church.
 A: Where is the airport?
 B: There's no airport in our city



Wrap up



1. When do we use prepositions of place?
2. Give 5 examples of prepositions of place.
3. Where is your school establishment?
4. Where is the nearest hospital?

Lesson B:

How do I get there?

Warm-up

Favorite places

What's your favorite place in the city?

My favorite spot is...



Wrap up



1. When do we use prepositions of place?
2. Give 5 examples of prepositions of place.
3. Where is your school establishment?
4. Where is the nearest hospital?

Lesson B:

How do I get there?


Warm-up

Favorite places

What's your favorite place in the city?

My favorite spot is...





Grammar

Directions

Tourist: Excuse me, can you help me? I am looking for the museum.

Person: Certainly, it's about a five minutes' walk. I can give directions.



Tourist: Thank you. That's very kind of you.

Person: No problem. Go along this Street to the traffic lights. Do you see them?

Tourist: Yes, I can see them.

Person: At the traffic lights, turn them into Queen Mary Avenue.

Tourist: Queen Mary avenue.

Person: Go straight. Take the second left and enter Museum Drive.

Tourist: Ok, Queen Mary Avenue, straight on and then the third left, Museum Drive.

Person: No, it's the second left

Tourist: Ah, right, the second Street on my left.

Person: Right, just follow Museum Drive and the museum is at the end of the road.

Tourist: Great, thanks again for your help.



Grammar

Directions

Asking for directions	Giving directions
How do I get to the library?	Go up...
Where is the nearest ATM?	It's on the corner
Can you tell me the way to the airport?	Go straight ahead
I'm looking for this address	Turn left
I need to get to the bus station	Turn right
Is it far?	It's about 100 meters from here

Grammar

Directions



How do I get to the nearest ATM?

How can I get to the airport?

Walk up/ Go up
Andreas Avenue.

Walk down/ Go down
Evergreen Street.

Turn left on Ninth Street.
It's **on the right**.



Grammar

Directions

1. Match

- a. Asking for directions
- b. Giving directions



- 1. How do I get to the train station? ____
- 2. Turn right on Alamos Street. ____
- 3. How can I get to the bay? ____
- 4. Take a left turn. ____
- 5. Where is the nearest shopping mall? ____
- 6. Go straight this way. ____

2. Complete the conversation

- Excuse me. Can you help me? Thanks a lot
- Is there a drugstore around? Where on South Street?
- Next to the bakery?

Eva: Excuse me, can you help me?

Police officer: Sure

Eva: _____

Police officer: Yes, there is. It is in the shopping mall on South Street.

Eva: _____

Police officer: It's on the corner of South Street and Sixth Avenue.

Eva: _____

Police officer: Yes, that's right. It's next to the bakery shop.

Eva: _____

Police officer: You're welcome.



Grammar

Directions

3. Ask for and give directions to the places in the map.



Example:

A: Excuse me, how can I get to the museum?

B: Well, take a right turn. It is next to the factory.

A: Thank you for your time.

B: You are welcome



Wrap - up

1. Which phrases for giving directions do you remember?
2. Tell the class about how to get to the nearest park.
3. Which phrases for asking for directions do you remember?
4. Ask someone about how to get to the nearest ATM.



Lesson C:

Taking a tour

Listening

- Look at the picture. What do you see in the picture? Do you visit those places regularly?
- Listen to the conversation and find out where they are heading.

A _____
B _____
C _____
D _____

(cinema, post office, bus station, underground station)

