ASSESMEN SUMATIF

Matematika

Tema:

Mengenal Pecaha



Pertemuan 1

Nama:

Kelas:

LIVEWORKSHEETS

Asessmen Sumatif

1. Perhatikan gambar, kemudian isilah tabel di bawah ini.



Gambar	Pecahan	Cara Membaca

LIVEWORKSHEETS

Asessmen Sumatif

2. Warnai seperempat bagian dari gambar berikut.



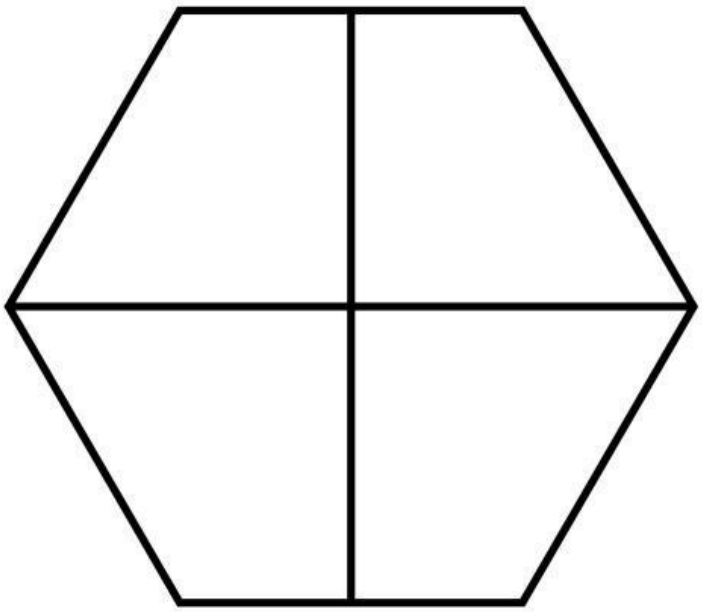



LIVEWORKSHEETS

3. Gambar garis dari gambar untuk menghubungkan pecahanya



LIVEWORKSHEETS