Ratio and Proportion

Scale Drawing

1a. Look at the shape below.

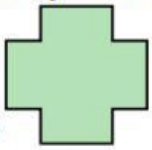

Tick the shapes that are not scale drawings of the original.

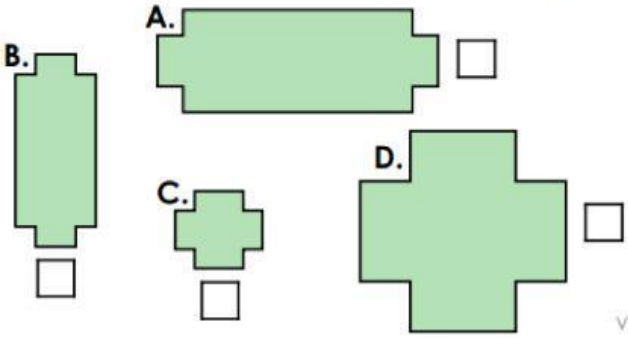

VF

1b. Look at the shape below.

Tick the shapes that are not scale drawings of the original.



VF

2a. Complete the statements for the images below.

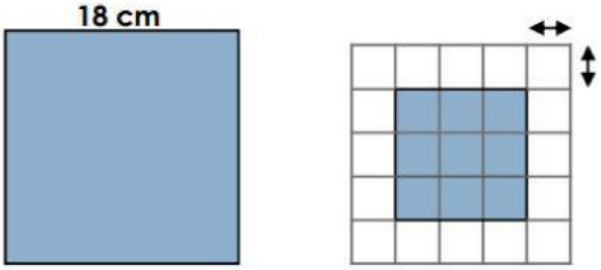

18 ÷ ☐ = 3 small squares

One small square represents ___ cm.

VF

2b. Complete the statements for the images below.

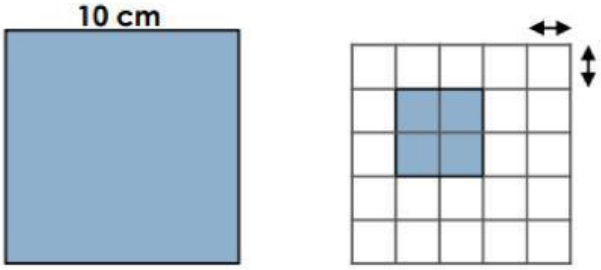

10 ÷ ☐ = 2 small squares

One small square represents ___ cm.

VF

LIVEWORKSHEETS

1a. Rita is looking at the pictures below.

A.

B.

She says,

Picture B is a scale drawing of picture A because both show the same cabin.

Is she correct? Explain your answer.

1b. Roco is looking at the pictures below.

A.

B.

He says,

Picture B is a scale drawing of picture A because both have the same proportions.

Is he correct? Explain your answer.

2a. Aarav thinks he's drawn a scale diagram of the original rectangle. Explain his mistake.

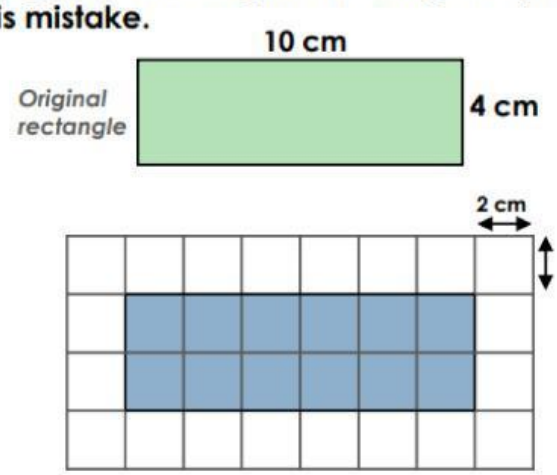

2b. Nadia thinks she's drawn a scale diagram of the original rectangle. Explain her mistake.

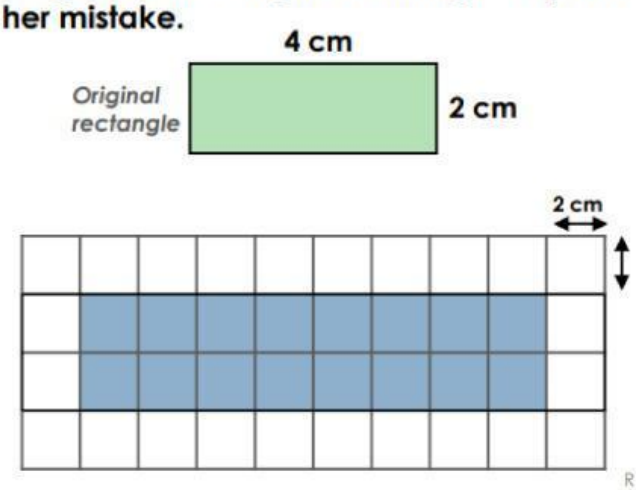

LIVEWORKSHEETS