RAGTIME

Key features:

- Solo piano *(though can be other instruments)*
- Syncopation
- Bright, cheerful
- Vamp *(Oom cha)* accopmpaniment
- Simple harmonies with chromatic notes

主要特點：
鋼琴獨奏（也可以是其他樂器）
切分音
明亮、開朗
Vamp (Oom cha) 伴奏
帶有半音階音符的簡單和聲



Circle in the music any examples of: 在音樂中圈出以下任何範例：

SYNCOPATION 切分法
VAMP 鞋面
CHROMATIC 半音階
REPEAT SIGN 重複標誌
PERFECT CADENCE 完美的節奏
IMPERFECT CADENCE 不完美的節奏
CRESCENDO 漸強

LIVEWORKSHEETS

Listen to a continuation of the music, like a lot of ragtime music is in RONDO form. What do you think this means?

聽音樂的延續，就像許多拉格泰姆音樂都是迴旋曲形式。 你認為這意味著什麼？

Listen to another simpler ragtime melody and fill in the correct information.

聆聽這段拉格泰姆旋律並填入正確的訊息。

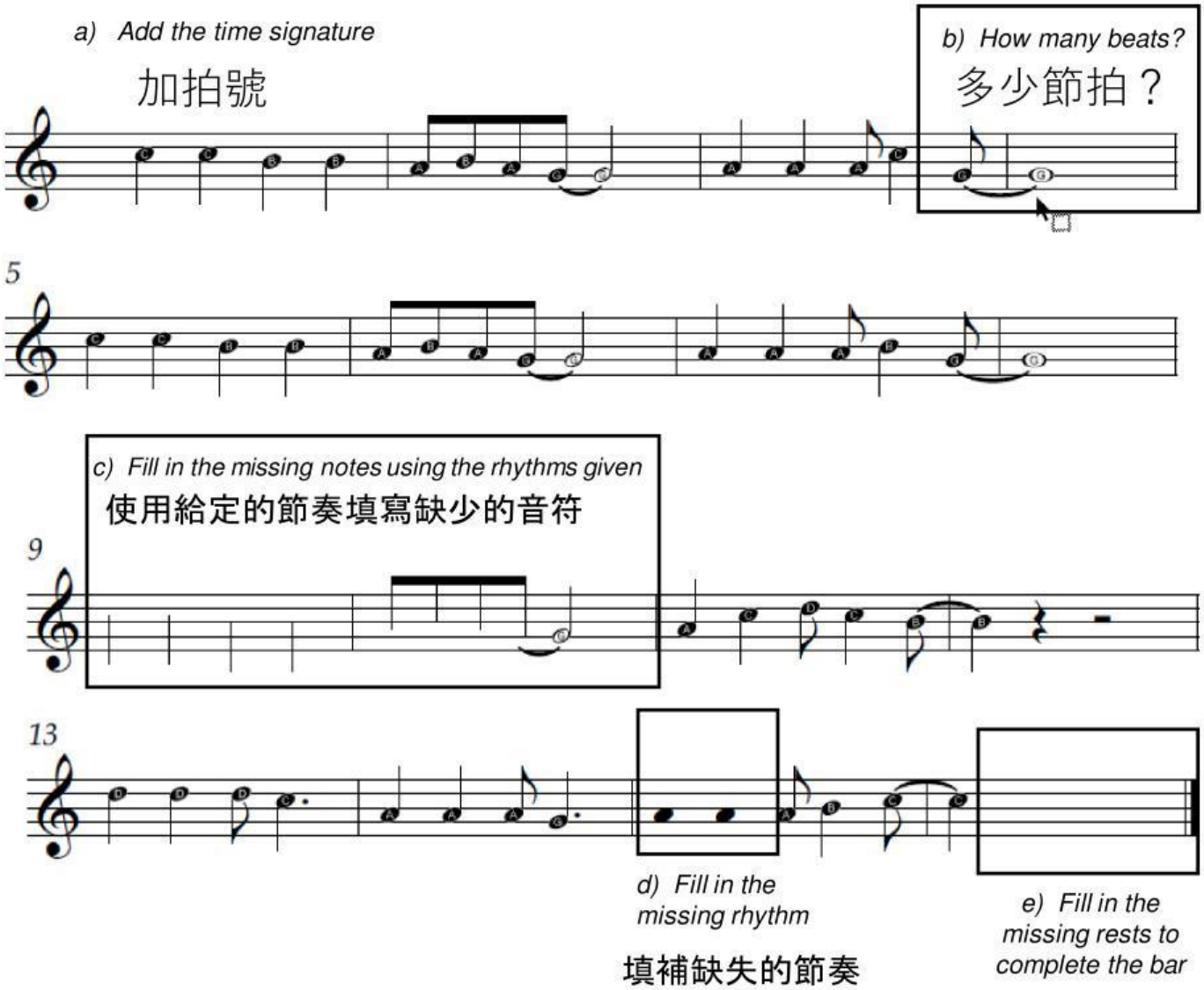

f) Name the key of the music _____

命名音樂的調

LIVEWORKSHEETS

Have a go at playing one or more parts from this ‘Summer Rag’

MELODY



VAMP



LIVEWORKSHEETS

FULL PIANO



LIVEWORKSHEETS

SWING

Key features:

- Large brass and reed section
- Dotted ‘swung’ rhythms
- Fast tempo
- Walking bass
- Mostly instrumental but some vocals

主要特點：

大黃銅和簧片部分
點狀“搖擺”節奏
快節奏
行走的貝司
大部分是器樂，但也有一些人聲

"In the Mood" is based on 12-BAR BLUES. Learn the melody line It's written in a "straight rhythm" but should be played in a swing rhythm. Learn the notes of the melody line first, then try to give the melody line "SWING FEEL

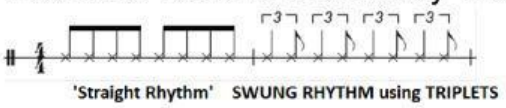

In the Mood」是基於 12-BAR BLUES 改編的。 學習旋律線“In the Mood”。 這裡是用「直接節奏」寫的，但應該用搖擺節奏來演奏。 先學習旋律線的音符，然後嘗試賦予旋律線“SWING FEEL



Listen to the music of ‘In the Mood’ and write down any concepts that you hear in the grid below聆聽“In the Mood”的音樂，並在下面的網格中寫下您聽到的任何概念

MELODY/ HARMONY 旋律/和聲	RHYTHM/ TEMPO 韻律/ 速度	TIMBRE *(INSTRUMENTS/ TECHNIQUES* 儀器/技術	STRUCTURE/ FORM/TEXTURE 結構/ 形狀/質地

LIVEWORKSHEETS

Perform the **WALKING BASS LINE** and the **MELODY LINE** to *"In the Mood"* together. Choose a suitable voice from your keyboard *(think of the sounds and sonorities associated with jazz and "Big Bands")* and look for a "swing" rhythm backing track to accompany your performance.

將 WALKING BASS LINE 和 MELODY LINE 一起演奏到"In the Mood"。 從鍵盤中選擇合適的聲音/音調/音色（想想與爵士樂和"大樂隊"相關的聲音和響度）， 並尋找"搖擺"節奏背景音軌來配合您的表演。



"In the Mood" Introduction Melody Line and Chords

Stretch and Challenge – Add the INTRODUCTION section to "In the Mood" using the melody line and chords below. The rhythm features lots of SYNCOPATION and should be performed with a SWUNG RHYTHM feel

使用下面的旋律線和和弦將簡介部分添加到"In the Mood"。 節奏有很多分音， 應該以搖擺節奏的感覺來演奏



LIVEWORKSHEETS

IMPROVISATION based on 12 BAR BLUES & BLUES SCALE

Rehearse a complete performance of “In the Mood” in TERNARY FORM (ABA).

A B A

The A sections will be made up of the MELODY LINE, WALKING BASS LINE and CHORDS of “In the Mood”. The B section will use only the chords of the 12-BAR BLUES and be made up of IMPROVISATIONS by all members of your group using the notes of the BLUES SCALE ON C. Each member of your group will need to IMPROVISE so divide the 12-bars up most effectively.

以三元形式 (ABA) 排練完整的“In the Mood”表演。
A 部分由「In the Mood」的旋律線、行走低音線和和弦組成。 B 部分將僅使用 12 小節布魯斯的和弦，並由小組的所有成員使用 C 上布魯斯音階的音符即興創作。

“In the Mood” Performance Plan

Section A *“In the Mood”*	**Section B** *“Improvisations” (12 Bars)*				**Section A** *“In the Mood”*
Chords Melody Walking Bass Rhythm Percussion Backing	CHORD I C / / /	CHORD I C / / /	CHORD I C / / /	CHORD I C / / /	Chords Melody Walking Bass Rhythm Percussion Backing
	CHORD IV F / / /	CHORD IV F / / /	CHORD I C / / /	CHORD I C / / /	
	CHORD V G / / /	CHORD IV F / / /	CHORD I C / / /	CHORD I C / / /	

Melodic Improvisations on the Blues Scale on C

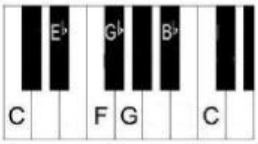

Members who are not improvising can continue the Rhythm/Percussion/Backing or chords

LIVEWORKSHEETS

ROCK ‘N ROLL

Key attributes:

- Typically vocals, 2 guitar, bass and drums
- Sometimes harmonic and brass
- Often 12 bar blues chord structure
- Fast tempo
- **Energetic** delivery of vocals (screaming and shouting)



Name the key of the music _____

命名音樂的調

Listen to ‘Rock around the clock’ and write down any concepts that you hear in the grid below.

聆聽“全天候搖滾”，並在下面的網格中寫下您聽到的任何概念。

MELODY/ HARMONY 旋律/和聲	RHYTHM/ TEMPO 韻律/ 速度	TIMBRE *(INSTRUMENTS/ TECHNIQUES* 儀器/技術	STRUCTURE/ FORM/TEXTURE 結構/ 形狀/質地

LIVEWORKSHEETS