

My name is: \_\_\_\_\_

## WORKSHEET

FFs1 – Unit 9.6

Teacher's feedbacks

**Task 1 : Look and read. Put a tick (✓) with the correct answer.**

( Con nhìn và đọc. Đặt dấu ✓ vào đáp án đúng nhé.)

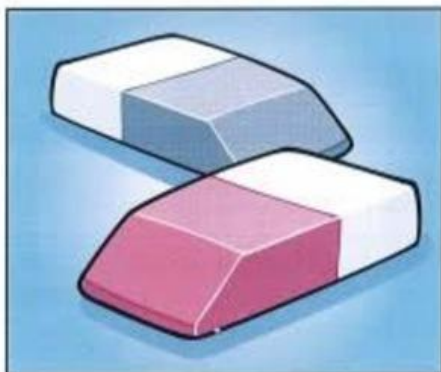
## Examples



This is a duck.

Yes

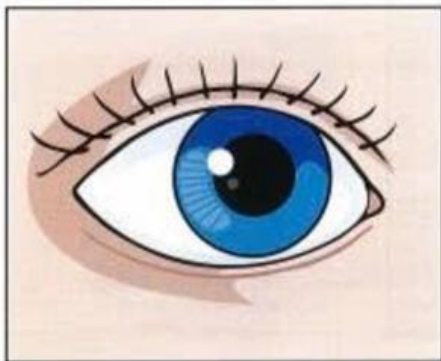
No



These are rulers.


## Questions

1



This is a nose.

2




Yes

No

These are balloons.



3



These are chairs.



4



This is a jacket.



5



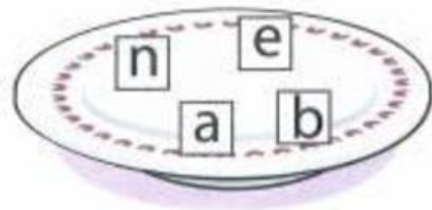
This is a plane.

**Task 2: Look at the pictures and letters below. Write the words.**  
 ( Con nhìn tranh và các chữ cái bên dưới. Viết từ đúng nhé.)

Example



b e a n

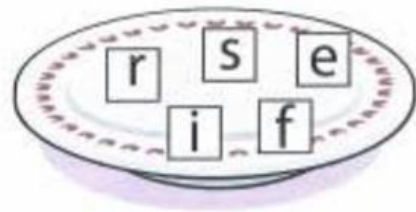


Questions

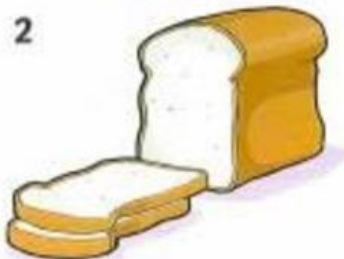
1



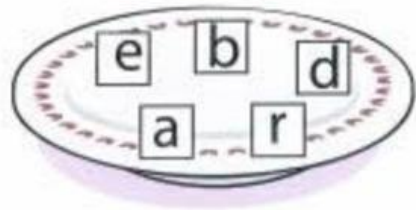
-----




2



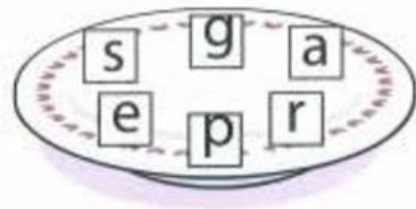
-----



3




-----



4



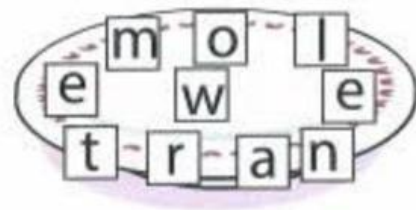
-----



5



-----



**Task 3. Listen and write a name or a number.** (Con nghe và viết tên hoặc số nhé.)



**Examples**

What is the boy's name?

..... Hugo .....

How old is the boy?

..... 9 .....

**Questions**

1 What is Hugo's family name? .....

2 Where does Hugo live? in ..... Street

3 What is the number of Hugo's house? .....

4 What is the name of Hugo's friend? .....

5 How old is Hugo's friend? .....