Name: Date:

Grade 4 Types of Graphs

Expectation D1.3

Word Bank
•Broken-line graph •Pictograph •Line plot •Bar Graph •Multiple-bar graph

1. Label the below types of graphs using the word bank:

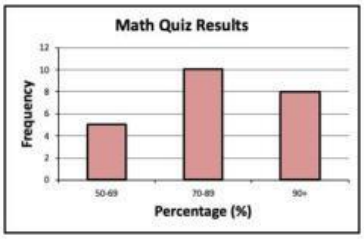

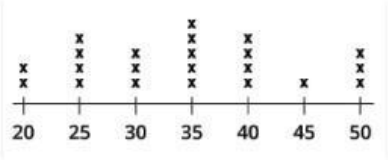

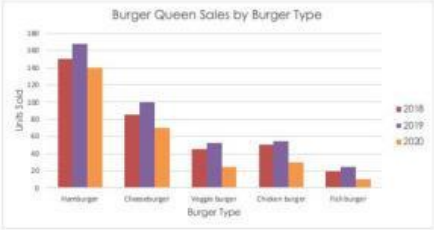

2. Name the parts of the graph below:

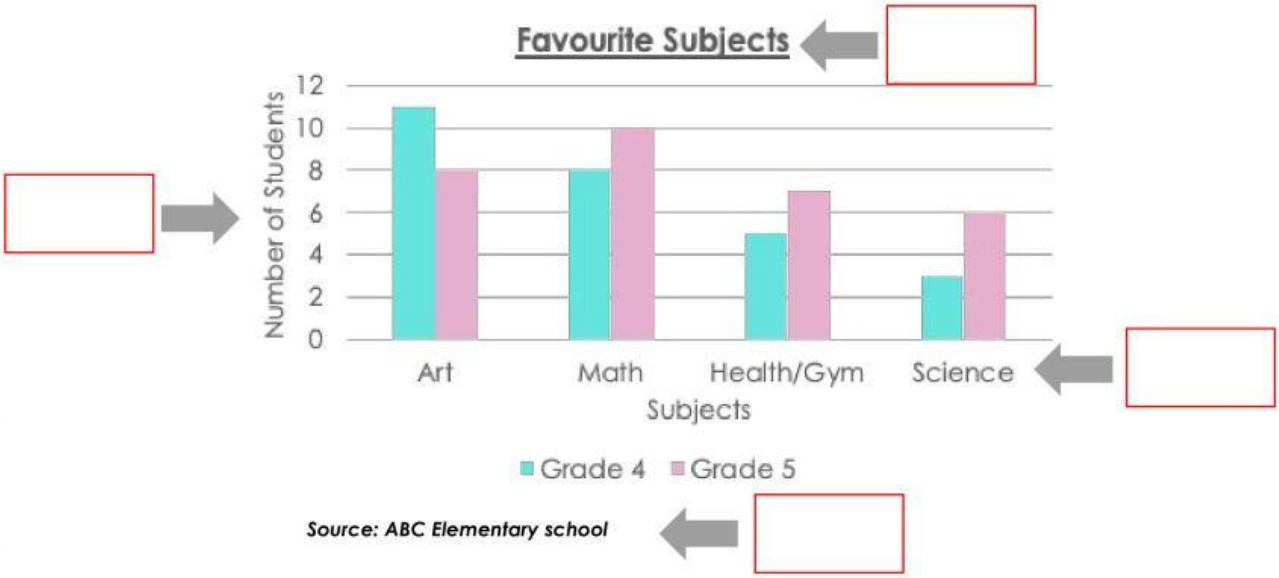

©mycalltoteach

LIVEWORKSHEETS

Name: Date:

3. Kimberly owns 2 jewelry stores and recorded the sales of each shop for 4 weeks below.

Unit Sales by Week

	Week 1	Week 2	Week 3	Week 4
Store 1	20	50	40	60
Store 2	10	20	40	35

a) Display the data in a multiple-bar graph with stores side by side for each week.

b) Display the data in a multiple-bar graph with weeks side by side for each store.

©mycalltoteach

LIVEWORKSHEETS

Name: Date:

4. Queenie's class recorded how long each student read on the weekend in the stem-and-leaf plots below.

Grade 4 Saturday

Stem	Leaf
1	5,6,7,7,8
2	0,0,3

Grade 4 Sunday

Stem	Leaf
1	7,8,9,9
2	2,2,5,6

Grade 5 Saturday

Stem	Leaf
1	7,7,8,9
2	6,6,7,8

Grade 5 Sunday

Stem	Leaf
1	9,9
2	0,4,5,7,8,9

a) Find the total minutes read and record in the table below:

	Saturday	Sunday
Grade 4		
Grade 5		

b) Display the data in a) as a multiple-bar graph with grades side by side for each day.

©mycalltoteach

LIVEWORKSHEETS

Name: Date:

5. You will conduct your own survey. Ask at least 20 students in two different grades what their favourite _____ is.

a) Record the data in a frequency table (use a ruler and create your own title and headings).

b) Display the data in a) in any graph you choose (you can use a separate graph paper if needed). Remember to label the axis and include a title.

©mycalltoteach

LIVEWORKSHEETS