

## 1 Look at the picture. Draw lines.

short hair      long hair      curly hair      straight hair

Hao      Lily      Alex

thin      tall      short

## 2 Look and say.

He has curly hair.

It's Alex.

## 1 Listen and read. Then act. 22



## 2 Talk about Alice.




## 3 Listen and complete. 23

- Max has (1) short hair.
- He has (2) \_\_\_\_\_ hair.
- He has (3) \_\_\_\_\_ hair.
- He's (4) \_\_\_\_\_.
- He has (5) \_\_\_\_\_ eyes.


## 1 Look and read.

This is Tom. He has short, brown, curly hair. He has brown eyes.

This is Lucy. She has long, straight, black hair. She has green eyes.



## 2 Listen and draw. 24



## 3 Draw pictures of two of your friends. Talk about your pictures.

This is Tony.  
He has short,  
black hair. He  
has brown eyes.



## 1 Write the opposite.

1



black



white

2



long



\_\_\_\_\_

3




curly




\_\_\_\_\_

4




tall



\_\_\_\_\_

## 2 Read, draw, and colour.

I have a new friend. His name's Nam. He's tall and thin. He has black hair and blue eyes. He has straight hair.



Reading & Writing, Part 3

Look at the pictures. Look at the letters. Write the words. There is one example.

Example



\_\_\_\_\_ short \_\_\_\_\_

horts

Questions

1



\_\_\_\_\_

onlg

2



\_\_\_\_\_

lucry


3



\_\_\_\_\_

arigshtt


4



\_\_\_\_\_

hitn

5



\_\_\_\_\_

trhso

Listening, Part 3

Listen and tick (✓) the box. There is one example.  25

Tick her doll.

A



B



C



1 Tick her friend.

A



B



C




2 Tick her pet.

A



B



C



3 Tick his brother.


A



B



C



4 Tick his friend.

A



B




C




Child A

1 Draw and colour.




Child B

1 Draw and colour.



2 Listen, draw and colour.



2 Listen, draw and colour.

