

11 Telling the time

There are two ways of saying the time. You can use hours and minutes, or you can say the minutes first and state their relation to the hour.

New language Times of the day

Aa Vocabulary Words for time

New skill Saying what the time is

Aa 11.1 MATCH THE PICTURES TO THE CORRECT TIMES



It's half past eight.



It's seven fifteen.



It's four thirty.



It's a quarter after six.



It's midnight.



It's a quarter to nine.



It's seven fifty.




It's five forty-five.



It's three thirty.



11.2 LISTEN TO THE AUDIO AND MARK THE CORRECT TIMES





11.3 REWRITE THE TIMES USING FIGURES

It's a quarter to six. = 05:45

- 1 It's a quarter past eleven. = _____
- 2 It's eleven o'clock. = _____
- 3 It's eight twenty-four. = _____
- 4 It's half past three. = _____
- 5 It's a quarter to three. = _____
- 6 It's five twenty-five. = _____
- 7 It's three forty-nine. = _____
- 8 It's two fifteen. = _____

- 9 It's nine o'clock. = _____
- 10 It's a quarter to eight. = _____
- 11 It's half past eleven. = _____
- 12 It's nine twenty-five. = _____
- 13 It's a quarter after ten. = _____
- 14 It's eleven twenty. = _____
- 15 It's one fifty-five. = _____
- 16 It's quarter to seven. = _____
- 17 It's six forty-five. = _____







11.4 LOOK AT THE PICTURES, THEN SAY EACH TIME OUT LOUD

09:15

It's a quarter past nine.



- 1 09:45 _____ 
- 2 04:00 _____ 
- 3 10:20 _____ 
- 4 11:30 _____ 

5

03:47



6

03:15



7

06:30



8

08:22



9

01:25

