











WORKSHEET 6

1. Look at the menu and tick. Then complete the words.

WHAT DO YOU HAVE FOR BREAKFAST?

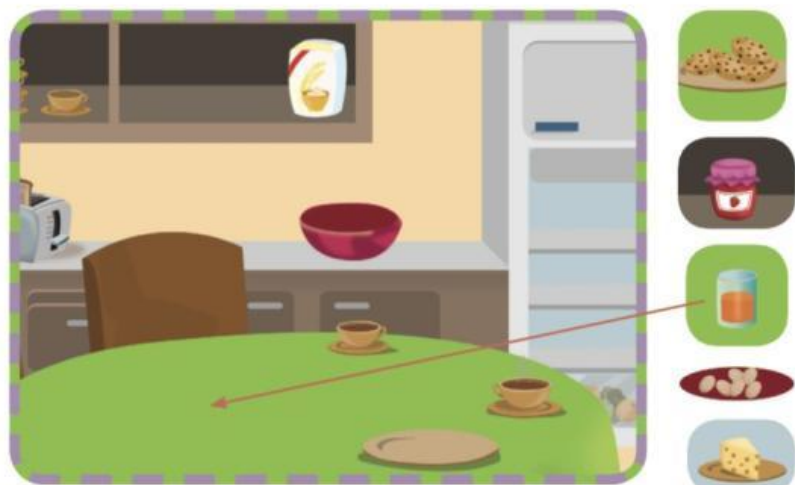
BREAKFAST MENU		FOOD	
DRINKS			y_g_rt and c_r_als
	or_nge j_ice		_ggs
	m_lk		t__st with j_m
	t_a		br_ad and b_tt_r
			c__kies
			s_ndw_ches
			_pples

• Look at the menu again and complete the sentences.

- 1 DRINKS: I like and / I don't like
- 2 FOOD: I like and / I don't like

2. Look, read and match.

- 1 There is orange juice on the table.
- 2 There are cookies on the plate.
- 3 There is cheese in the fridge.
- 4 There are eggs in the bowl.
- 5 There is jam in the cupboard.



3. Read and match. Then complete.

WHAT DO THEY WANT?

1	2	3	4
<p>It's hot! I'm thirsty! I want some o..... j.....</p>	<p>It's cold! I'm thirsty! I want some t.....</p>	<p>It's breakfast time! I want some m.....</p>	<p>I'm hungry! I want a s.....</p>
			

			
--	--	---	--

4. Read, look and complete.

<p>Would you like?</p>	<p>Would you like?</p>
<p>Here you are!</p>	<p>Yes,</p>
