

## WORKSHEET





















Date: 16/11/2024  
Topic: FFs1. Unit 9



Teacher's feedbacks

**Task 1: Look at the picture and write.**

### Check vocab

	1. ....		6. ....		11. ....		16. ....
	2. ....		7. ....		12. ....		17. ....
	3. ....		8. ....		13. ....		18. ....
	4. ....		9. ....		14. ....		19. ....
	5. ....		10. ....		15. ....		20. ....

**Task 2: Complete the word**

				
<b>lomedena</b>	<b>rewatr</b>	<b>koce</b>	<b>cejui</b>	<b>eerb</b>
_____	_____	_____	_____	_____

**Task 3:** Read the question. Listen and write a name or a number.  
There are two examples.



### Examples

What is the boy's name?

..... Matt .....

How old is he?

..... 8 .....

**Questions**

- 1 How many children are in Matt's class? .....
- 2 How many pictures are on the wall? .....
- 3 What is the name of Matt's monster? .....
- 4 How many eyes has Matt's monster got? .....
- 5 Who has got a jellyfish monster in his picture? .....