

# 1.3 Grammar

## to be negative

Long form	Short form
I <b>am not</b> Spanish.	I'm <b>not</b> Spanish.
You <b>are not</b> Spanish.	You <b>aren't</b> Spanish.
He/She/It <b>is not</b> Spanish.	He/She/It <b>isn't</b> Spanish.
We/You/They <b>are not</b> Spanish.	We/You/They <b>aren't</b> Spanish.

### 1 Rewrite the sentences using short forms of the verb to be.

1 My friends are not at home.

My friends aren't at home.

2 You are not right.

\_\_\_\_\_

3 I am not a superhero.

\_\_\_\_\_

4 Ben is not my friend.

\_\_\_\_\_

5 She is not my aunt.

\_\_\_\_\_

6 They are not my cousins.

\_\_\_\_\_

### 2 Write negative sentences. Use the short form of the verb to be.



1 She's eleven.

She's at school.

She isn't eleven.

She \_\_\_\_\_.



2 They're happy.

They're at home.

They \_\_\_\_\_.




3 He's a teacher.

He's ready for school.


He \_\_\_\_\_.

### 3 Vocabulary Complete the words and write the nationalities.

1  P o l a n d    Polish


2  F \_ \_ \_ \_ e \_ \_ \_ \_

3  the \_ \_ \_ \_ \_

4  I \_ \_ \_ y \_ \_ \_ \_

5  C \_ \_ \_ a \_ \_ \_ \_

6  the \_ \_ \_ \_ \_

7  S \_ \_ \_ n \_ \_ \_ \_

### 4 Write sentences that are true for you. Write am, 'm not, are, aren't, is or isn't.

1 My school \_\_\_\_\_ in the USA.

2 My English teacher \_\_\_\_\_ British.

3 My friends \_\_\_\_\_ in China.

4 My parents \_\_\_\_\_ Polish.

5 I \_\_\_\_\_ Italian.

6 I \_\_\_\_\_ ten.

### \* 5 Complete the dialogue with the verb to be. Use an affirmative form (✓) or a negative form (✗).



Kit: It <sup>1</sup> is (✓) you, Dug! You <sup>2</sup> \_\_\_\_\_ (✓) with your granddad and granny, right?

Dug: No, I <sup>3</sup> \_\_\_\_\_ (✗). They <sup>4</sup> \_\_\_\_\_ (✓) my parents. My dad <sup>5</sup> \_\_\_\_\_ (✓) British, but my mother <sup>6</sup> \_\_\_\_\_ (✗) British. She <sup>7</sup> \_\_\_\_\_ (✓) Polish.

Kit: It <sup>8</sup> \_\_\_\_\_ (✗) a new photo.

Dug: That's right. The photo <sup>9</sup> \_\_\_\_\_ (✓) very old.