WORKSHEET

EXCRETORY SYSTEM

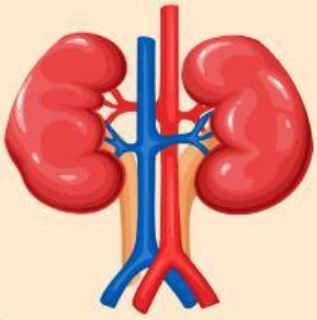

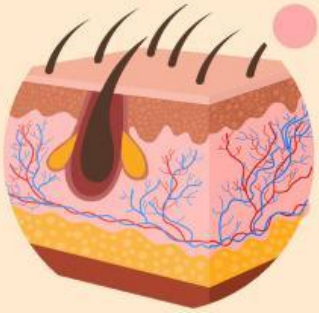

GROUP:

CLASS:

LIVEWORKSHEETS

WORKSHEET

EXCRETORY SYSTEM

A. DEFINITION OF EXCRETORY SYSTEM

Excretory system is a vital organ system for _____ waste product and mantaining _____. It consists of _____ organs. There are:

1. _____
2. _____
3. _____
4. _____

LIVEWORKSHEETS

WORKSHEET

EXCRETORY SYSTEM

B. THE ORGANS AND ITS FUNCTION

Join the excretory organ and its function by draw a line.

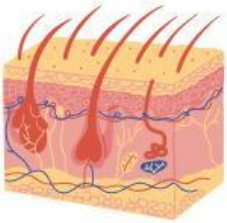

Excrete carbon dioxide

Produce urine

Excrete sweat

Produce bile

LIVEWORKSHEETS

WORKSHEET

EXCRETORY SYSTEM

1. SKiN STRUCTURE

Skin is the largest organ of human body. Understand the skin structur by drag and drop the label.

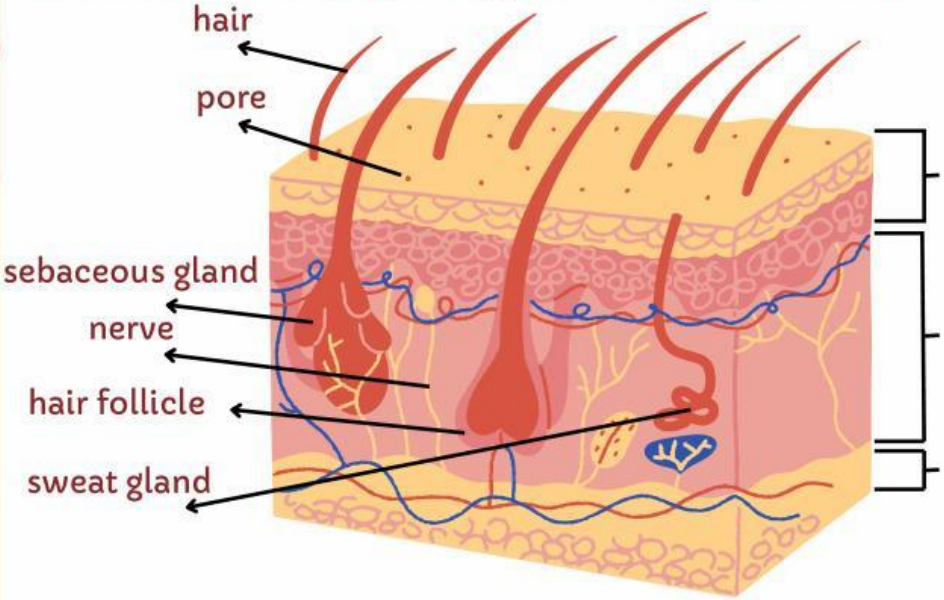

Epidermis | Dermis | Hypodermis

1. The outermost layer of skin is _____. It contains _____.
2. The middle layer of skin is _____. It contains _____.
3. The deepest layer of skin is _____. It contains _____.

LIVEWORKSHEETS

WORKSHEET

EXCRETORY SYSTEM

2. SKiN AS EXCRETORY ORGAN

As the excretory organ, the skins have important function, please see the video in slide 11 and rearrange the process of thermoregulation (sweating process).

We will be sweating when we eat spicy food, sick, excercises or do some activities. It will help us to mantain the body temperature that is called _____.

The process of thermoregulation are:

- First, You do an excercise or eat some spicy food.
- Finally, the body temperature cool down a bit.
- Fourth, after the nerve get the signal, all sweat gland of body is working and produce sweat.
- The sweat is water that contains sodium and chloride. Then, sweat absorp the heat and evaporate.
- After the brain catch the information, the brain directs the nervous system to send signal to the sweat gland.
- Second, the body temperature increase (get hot), then tell the brain.

LIVEWORKSHEETS