



Pronunciation

Saying /ʊ/ and /u:/

- 1  **A 13** Listen to these words. Is the vowel sound long, as in *food*, or short, as in *foot*? Check (✓) the correct column.

	food /u:/	foot /ʊ/
good		
grew		
group		
look		
put		
through		

- 2  **A 13** Listen again and repeat the words.


Look at the Learning to Learn box. Then do the tasks.

LEARNING TO LEARN: PRONUNCIATION

Listening to help your pronunciation

It can be difficult to pronounce some similar sounds clearly. The first stage is to check that you can actually notice the differences when you listen to similar sounds. This is more difficult when you listen to natural, continuous speech. Make time for focused listening and notice which sounds you find difficult to identify.



- 1  **A 14** Listen to the speaker and count how many times you hear a short /ʊ/ sound (as in *cook*). What are the words?

- 2 Try this technique with other long and short vowel sounds, or other sounds you find difficult to say clearly.



Writing

- 1 Read the sentences from a student's online introduction. Underline one mistake in each sentence. Check:

- capital letters.
- spelling.
- missing words.
- verb tenses and other points of grammar.
- punctuation.

- 1 I'm quiet shy.
- 2 I use to be great at English when I was at school.
- 3 I once won prize for writing an essay in English.
- 4 let me start with the things I like.
- 5 I'm wanting to improve.
- 6 I often listen to podcasts about Biology and nature.
- 7 I'm work in a restaurant.
- 8 I come from a little village near the coast but now I live in the city.

- 2 Check (✓) the statements that are true for written English.

- 1 ☐ Names of languages have a capital letter.
- 2 ☐ School and academic subjects begin with a capital letter.
- 3 ☐ Sentences begin with a capital letter.
- 4 ☐ Sentences end with a period.

- 3 Complete the sentences so they are true for you.

I come from _____

I love _____

I often _____

I used to _____

Once, I _____

When I'm not _____

When I was _____

- 4 Read a teacher's message from the start of an online English course. Then write your reply introducing yourself. Include some of your sentences from Exercise 3. Remember to proofread your writing using the checklist in Exercise 1. Write about 100 words.

To: English Intermediate Class 1

Hi everyone,

Welcome to the course! The first activity is next week, but for now I'd like you all to introduce yourselves in the classroom. Tell us a little bit about yourself and what you like doing.

I look forward to meeting you all.

Ryan

Look at the Learning to Learn box. Complete your learning journal.

LEARNING TO LEARN: YOUR JOURNAL

There are lots of different things you can do on your own to help your learning. In this Workbook, each unit gives you ideas to help you do this. There are three Learning to Learn sections in each unit. Two of them focus on areas such as grammar, vocabulary, etc. and the third, at the end of each unit, is more general.

Keeping a regular learning journal is an activity that many students find helpful. You can use a notebook, take notes on your computer, or record yourself speaking. You can write or record it any time, but we will give you specific questions to answer after Units 1, 3, 5, 7, and 9.

Look at Unit 1 again and write the answers to these questions in your new learning journal.

- Did you do the activities in the two Learning to Learn boxes? Did you think they were easy, difficult, useful, interesting, etc.?
- What did you think about the other sections of the unit: Reading, Listening, Grammar, Vocabulary, Pronunciation, and Writing?
- Have you ever used a learning journal in the past? If so, is there anything you will change about how you do it this time?