Everybodyup 1 – Unit 3 – Lesson 2

A. VOCABULARY

Exercise 1: Fill in the missing letters

1. d……ll

2. b……ll

3. c……r

4. k……te

Exercise 2: Match the words with the pictures

Doll Ball Car Kite

Exercise 2: Circle the answers

1. two kites

LIVEWORKSHEETS

A.

B.

2. three dolls

A.

B.

3. five cars

A.

LIVEWORKSHEETS

B.

B. GRAMMAR

Exercise 1: Circle the answers

1. How …… dolls?

A. are

B. many

2. How many ……?

A. car

B. cars

3. …… many kites?

A. How

B. What

4. How many …… ?

A. ball

B. balls

Exercise 2: Circle the correct words

1. one **car / cars**

2. two **car / cars**

3. twelve **doll / dolls**

4. six **kite / kites**

LIVEWORKSHEETS

5. one **ball / balls**

6. ten **ball / balls**

Exercise 3: Fill in the blanks

1. How …… cars?

Six cars.

2. …… many dolls?

Five dolls.

3. …… many balls?

Twelve ……

4. How many ……?

One kite.

5. …… many kites?

Seven ……

C. LISTENING

Exercise 1: Listen and circle (Track 42 – CD1)

1.

A.

B.

LIVEWORKSHEETS

2.

A.

B.

3.

A.

B.

4.

A. 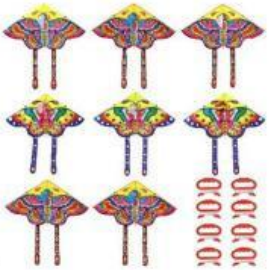

LIVEWORKSHEETS

B.

5.

A.

B.

6.

A.

B.

Exercise 2: Listen and number (Track 44 – CD1)

LIVEWORKSHEETS

……. ……. ……. …….

D. WRITING

Exercise 1: Make the questions and the answers

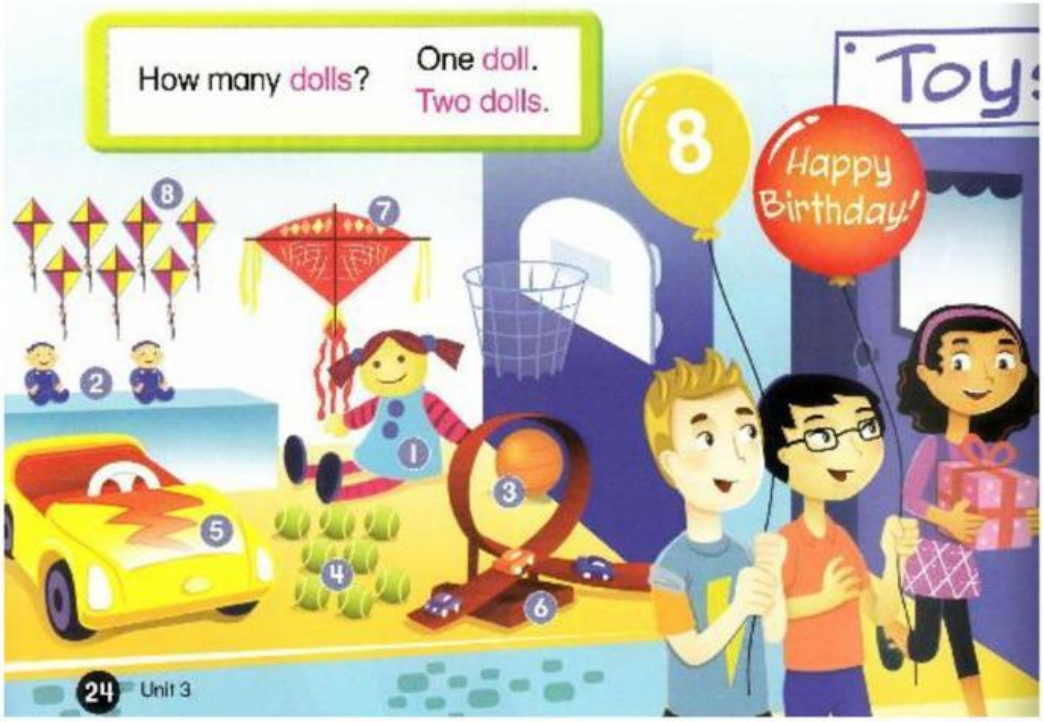

1.

……

……

LIVEWORKSHEETS

2.

……

……

3.

……

……

4.

……

……

5.

……

……

6.

……

……

Exercise 2: Look at the pictures and make the sentences using "I'm…"

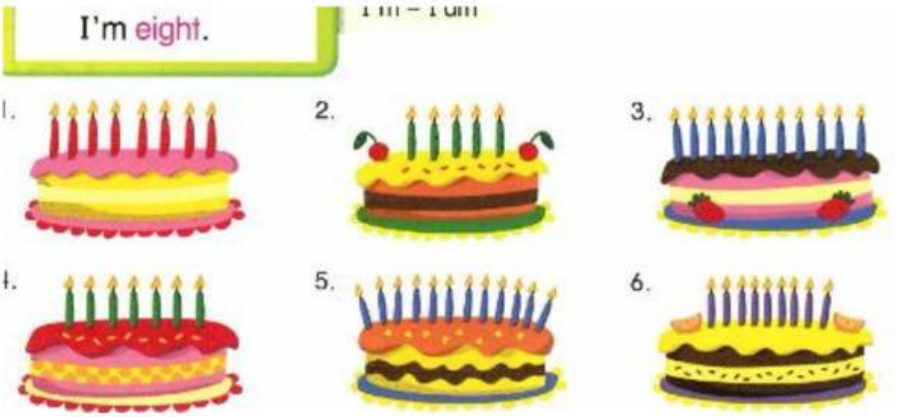

1. ……

2. ……

3. ……

4. ……

LIVEWORKSHEETS

5. …….

6. …….

LIVEWORKSHEETS