



8.5

## LISTENING and VOCABULARY

## A crime

I can identify main points in speech and talk about discovering a crime.

**1 WORD FRIENDS** Complete the text with the words below.

area clues crime criminal fingerprints witnesses

When you get to a crime scene, it's important to search the <sup>1</sup> area first and look for <sup>2</sup> \_\_\_\_\_. Then you should interview all the <sup>3</sup> \_\_\_\_\_ and take <sup>4</sup> \_\_\_\_\_ of any suspects. When you are sure who is guilty, you can arrest the <sup>5</sup> \_\_\_\_\_ and solve the <sup>6</sup> \_\_\_\_\_!

**2** **25** Listen to some people talking about crimes. Choose the correct answers.

1 What did the thieves take?



A




B



C

2 What was Dan doing when the burglary happened?



A




B



C


3 What did the vandals do?



A



B



C

4 What happened at the station?



A




B



C

5 Who stole the computer game?



A



B



C

**3** **26** Listen to a police officer talking about a crime. Order the events.

- a ☐ Sergeant Linfield went to the house.
- b ☐ Police officers took fingerprints and looked for clues.
- c ☐ Sergeant Linfield called the number labelled 'Home'.
- d ☐ Mrs Jones found a mobile phone in the garden.
- e ☒ Mr and Mrs Jones reported a burglary.
- f ☐ Sergeant Linfield caught the burglar.
- g ☐ Sergeant Linfield interviewed Mr and Mrs Jones.

**4** **27** Listen to a news report. Complete the notes.

Place of robbery:

<sup>1</sup> \_\_\_\_\_ on Park Street

Date of robbery:

<sup>2</sup> \_\_\_\_\_

Amount of money stolen:

<sup>3</sup> £ \_\_\_\_\_

Number of suspects:

<sup>4</sup> \_\_\_\_\_

Colour of suspects' car:

<sup>5</sup> \_\_\_\_\_

Number to call if you have information:

<sup>6</sup> \_\_\_\_\_