

ELECTRONIC WORKSHEET

# ENGLISH

## RECOUNT TEXT



Full name :

Class :

Subject :



# X


Aurelia Fitria Zahra

# ELECTRONIC WORKSHEET (E-WORKSHEET) ON THE MATERIAL RECOUNT TEXT PERSONAL EXPERIENCE (HOLIDAY)

**For 10th grade students, Merdeka curriculum**

Writer	: Aurelia Fitria Zahra
Consultant 1	: Prof. Dr. Indah Tri Purwanti, M.App.Ling.
Consultant 2	: Dr. Novitri, M.App.Ling.
Cover design	: Aurelia Fitria Zahra
Layout design	: Aurelia Fitria Zahra
Size	: 21 x 29 cm (A4)

This e-worksheet was composed and designed by the writer using Microsoft Office Word 2021 and Canva.




All the elements  
and images in this  
document are  
sourced from  
Canva Premium







# INTRODUCTION



Before we begin, here is some information related to our learning in this chapter.

School subject : English

Class : X


Time allocation : 4 x 45 minutes

Worksheets title : Personal Recount Text



## Learning Outcomes

By the end of Phase E, learners use spoken, written and visual texts in English to communicate according to the situation, purpose and audience. Various text types such as narration, description, procedure, exposition, **recount**, report and authentic texts are the main references in learning English in this phase. Learners use English to express their wishes/feelings and discuss topics that are close to their daily lives or hot issues according to the age of the learners in this phase. They read written texts to learn something/get information

The top of the page features a dark blue background with white clouds. On the left, there are two paper clips, one green and one pink. On the right, a yellow pencil with a pink eraser and a smiling face is drawing a wavy line.

# Learning Objectives

After learning, students are expected to be able to:

- Understand the social function, and overview of the recount text presented, by giving/asking for information related to personal experience.
- Identify the text structure and language features of recount texts about personal experiences.
- Identify and evaluate specific details and main points of the recount text.
- Present simple ideas from a variety of multimodal recount texts within the context of personal experiences.





## E-Worksheet Instructions!

This E-Worksheet consists of 2 Parts:

- Part one: Let's start learning.
- Part two: Exercise time.

In part 1, you will be given some supporting material related to the subject being studied. Please read and understand carefully! Note, do not hesitate to ask teachers and friends if there is something you do not understand.

Part 2 will consist of several exercises that will examine the length of your understanding of the material you have learned. Each time before going to the exercise questions, there will be a guided instruction of how to do the questions. Please understand and good luck!



**Students can scroll down to move each page after understanding and completing each activity.**



**Students can return to the author's profile menu to continue working on other exercises.**



Let's start  
Learning!



# BRAINSTORMING

Look at the pictures below!



What can you tell from the pictures?

Do you have any vacation experiences with your family?

How did your vacation go?

---

---

---

---





# RECOUNT Text

Let's learn together!

## What is **Recount Text**?

A **recount text** is a text that has the purpose of retelling events or experiences that happened in the past. It aims to provide information about a series of events and entertain the reader reading the text.

Source: M. Arifian Rosyadi

## Types of **Recount Texts**

Personal recount text

Factual recount text

Historical recount text

Personal recount text is a type of text that aims to tell about the writer's personal experience. Personal recount is the most common type that is often found in recount writing



# RECOUNT Text

Let's learn together!

## Generic Structure of Recount Text.

### 1.) Orientation

Orientation provides information about the story's participants, setting, time, and purpose.

Orientation introduces participants and sets the scene

### 2.) Series of Events

Series of Events reveals the contents of the story itself. Typically, events are organized in chronological order. It explains what transpired and when.

### 3.) Re-orientation

Reorientation is the story's resolution. It's an optional component. The events are summed up in the conclusion

Source: M. Arifian Rosyadi

# RECOUNT Text

Let's learn together!

## Language Features of Recount Text.

1

### Simple Past Tense

#### Verbal sentence:

A verbal sentence contains a verb that expresses an action or state of being.

#### The formula:

Subject + Verb 2 + Complement

#### Example:

**Last week**, my friend and I **went** to Thailand

#### Nominal sentence:

A nominal sentence usually contains a subject and a complement but lacks a verb expressing action. It can be formed using a linking verb (like "was" or "were").

#### The formula:

Subject + Linking Verb + Complement

#### Example:

The weather **was** beautiful **yesterday**.

Source: English Academy



# RECOUNT TEXT

Let's learn together!

## Language Features of Recount Text.

### 2 Adverb

#### Adverb of time

An adverb of time provides information about when an action takes place.

E.g: Now, yesterday, tomorrow, later, soon, etc

#### Adverb of sequence

An adverb of sequence indicates the order in which actions occur.

E.g: First, next, then, afterwards, finally, etc

#### Adverb of place

An adverb of place describes where an action occurs.

E.g: Here, there, above, at, in, into, outside, etc



# REcount Text



Let's learn together!

## Language Features of Recount Text.

### 3 Action words

#### Action Words

Action words, also known as verbs, are **words that express physical actions**. It describes what someone or something does.

E.g: Run, jump, swim, write, dance, etc

She **runs** every morning.

They **build** a treehouse.

Source: M. Arifian Rosyadi

